

# FIA WEC

## Official Test - 87<sup>e</sup> Edition des 24 Heures du Mans

### Test Session

### Classification

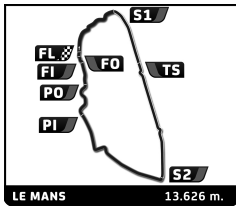


No	Team	Drivers	Car	Cl	Ty	Time	Lap Total	Gap	Kph	
1	8 Toyota Gazoo Racing	S. BUEMI / K. NAKAJIMA / F. ALONSO / B. HARTLEY	Toyota TS050 - Hybrid	LMP1	H	M	<b>3:21.875</b>	49 54	- -	<b>243.0</b>
2	7 Toyota Gazoo Racing	M. CONWAY / K. KOBAYASHI / J. LOPEZ / B. HARTLEY	Toyota TS050 - Hybrid	LMP1	H	M	<b>3:22.027</b>	11 56	+0.152 +0.152	<b>242.8</b>
3	3 Rebellion Racing	T. LAURENT / N. BERTHON / G. MENEZES	Rebellion R13 - Gibson	LMP1	M	M	<b>3:23.926</b>	42 43	+2.051 +1.899	<b>240.5</b>
4	11 SMP Racing	V. PETROV / M. ALESHIN / S. VANDOORNE	BR Engineering BR1 - AER	LMP1	M	M	<b>3:24.389</b>	16 23	+2.514 +0.463	<b>240.0</b>
5	17 SMP Racing	S. SARRAZIN / E. ORUDZHEV / S. SIROTKIN	BR Engineering BR1 - AER	LMP1	M	M	<b>3:24.529</b>	7 38	+2.654 +0.140	<b>239.8</b>
6	1 Rebellion Racing	N. JANI / A. LOTTERER / B. SENNA	Rebellion R13 - Gibson	LMP1	M	M	<b>3:25.319</b>	10 40	+3.444 +0.790	<b>238.9</b>
7	10 DragonSpeed	H. HEDMAN / B. HANLEY / R. VAN DER ZANDE	BR Engineering BR1 - Gibson	LMP1	M	M	<b>3:25.753</b>	6 15	+3.878 +0.434	<b>238.4</b>
8	4 Bykolles Racing Team	T. DILLMANN / O. WEBB / P. RUBERTI	Enso CLM P1/01 - Nismo	LMP1	M	M	<b>3:30.166</b>	34 35	+8.291 +4.413	<b>233.4</b>
9	22 United Autosports	P. HANSON / F. ALBUQUERQUE / P. DI RESTA	Ligier JSP217 - Gibson	LMP2	M	M	<b>3:32.242</b>	40 41	+10.367 +2.076	<b>231.1</b>
10	31 DragonSpeed	R. GONZALEZ / P. MALDONADO / A. DAVIDSON	Oreca 07 - Gibson	LMP2	M	M	<b>3:32.244</b>	38 44	+10.369 +0.002	<b>231.1</b>
11	39 Graff	T. GOMWINDY / V. CAPILLARE / J. HIRSCH / A. COUGNAUD	Oreca 07 - Gibson	LMP2	M	M	<b>3:32.292</b>	38 47	+10.417 +0.048	<b>231.1</b>
12	29 Racing Team Nederland	F. VAN EERD / G. VAN DER GARDE / N. DE VRIES	Dallara P217 Gibson	LMP2	M	M	<b>3:32.628</b>	31 41	+10.753 +0.336	<b>230.7</b>
13	48 IDEC Sport	P. LAFARGUE / P. CHATIN / M. ROJAS	Oreca 07 - Gibson	LMP2	M	M	<b>3:32.995</b>	25 35	+11.120 +0.367	<b>230.3</b>
14	28 TDS Racing	F. FERRODO / M. VAXIVIERE / L. DUVAL	Oreca 07 - Gibson	LMP2	D	M	<b>3:33.127</b>	8 38	+11.252 +0.132	<b>230.2</b>
15	30 Duqueine Engineering	N. JAMIN / P. RAGUES / R. DUMAS	Oreca 07 - Gibson	LMP2	M	M	<b>3:33.426</b>	41 42	+11.551 +0.299	<b>229.8</b>
16	38 Jackie Chan DC Racing	H. TUNG / S. RICHELMI / G. AUBRY	Oreca 07 - Gibson	LMP2	D	M	<b>3:33.526</b>	24 44	+11.651 +0.100	<b>229.7</b>
17	26 G-Drive Racing	R. RUSINOV / J. VAN UITERT / J. VERGNE	Aurus 01 - Gibson	LMP2	D	M	<b>3:34.022</b>	36 40	+12.147 +0.496	<b>229.2</b>
18	36 Signatech Alpine Matmut	N. LAPIERRE / A. NEGRÃO / P. THIRIET	Alpine A470 - Gibson	LMP2	M	M	<b>3:34.419</b>	8 25	+12.544 +0.397	<b>228.8</b>
19	32 United Autosports	R. CULLEN / A. BRUNDLE	Ligier JSP217 - Gibson	LMP2	M	M	<b>3:34.449</b>	37 40	+12.574 +0.030	<b>228.7</b>
20	43 RLR M Sport/Tower Events	J. FARANO / A. MAINI / N. NATO	Oreca 07 - Gibson	LMP2	D	M	<b>3:34.722</b>	42 42	+12.847 +0.273	<b>228.5</b>
21	25 Algarve Pro Racing	D. ZOLLINGER / A. PIZZITOLA / J. FALB / J. FRENCH	Oreca 07 - Gibson	LMP2	D	M	<b>3:35.499</b>	35 45	+13.624 +0.777	<b>227.6</b>
22	20 High Class Racing	A. FJORDBACH / D. ANDERSEN / M. BECHE	Oreca 07 - Gibson	LMP2	D	M	<b>3:37.695</b>	16 45	+15.820 +2.196	<b>225.3</b>
23	23 Panis Barthez Competition	R. BINDER / J. CANAL / W. STEVENS / T. BURET	Ligier JSP217 - Gibson	LMP2	D	M	<b>3:37.843</b>	16 47	+15.968 +0.148	<b>225.2</b>
24	50 Larbre Competition	E. CREED / R. RICCI / N. BOULLE / C. PHILIPPON	Ligier JSP217 - Gibson	LMP2	M	M	<b>3:37.920</b>	30 30	+16.045 +0.077	<b>225.1</b>
25	34 Inter Europool Competition	J. SMIECHOWSKI / J. WINSLOW / N. MOORE	Ligier JSP217 - Gibson	LMP2	M	M	<b>3:38.036</b>	29 38	+16.161 +0.116	<b>225.0</b>
26	47 Ctelar R.Villorba Corse	R. LACORTE / G. SERNAGIOTTO / A. BELICCHI	Dallara P217 - Gibson	LMP2	M	M	<b>3:38.039</b>	13 38	+16.164 +0.003	<b>225.0</b>
27	49 ARC Bratislava	M. KONOPKA / H. ENQVIST / K. TERESCHENKO	Ligier JSP217 - Gibson	LMP2	D	M	<b>3:41.907</b>	9 33	+20.032 +3.868	<b>221.1</b>
28	37 Jackie Chan DC Racing	D. HEINEMEIER-HANSSON / J. KING / R. TAYLOR	Oreca 07 - Gibson	LMP2	D	M	<b>3:46.125</b>	6 7	+24.250 +4.218	<b>216.9</b>
29	63 Corvette Racing	J. MAGNUSSEN / A. GARCIA / M. ROCKENFELLER	Chevrolet Corvette C7.R	LMGTE Pro	M	M	<b>3:55.704</b>	48 48	+33.829 +9.579	<b>208.1</b>
30	66 Ford Chip Ganassi UK	S. MÜCKE / O. PLA / B. JOHNSON	Ford GT	LMGTE Pro	M	M	<b>3:55.728</b>	38 39	+33.853 +0.024	<b>208.1</b>
31	91 Porsche GT Team	G. BRUNI / R. LIETZ / F. MAKOWIECKI	Porsche 911 RSR	LMGTE Pro	M	M	<b>3:55.887</b>	38 39	+34.012 +0.159	<b>208.0</b>
32	51 AF Corse	A. PIER GUIDI / J. CALADO / D. SERRA	Ferrari 488 GTE EVO	LMGTE Pro	M	M	<b>3:55.922</b>	27 40	+34.047 +0.035	<b>207.9</b>
33	71 AF Corse	D. RIGON / S. BIRD / M. MOLINA	Ferrari 488 GTE EVO	LMGTE Pro	M	M	<b>3:56.088</b>	10 25	+34.213 +0.166	<b>207.8</b>
34	67 Ford Chip Ganassi UK	A. PRIAULX / H. TINCINNELL / J. BOMARITO	Ford GT	LMGTE Pro	M	M	<b>3:56.128</b>	45 45	+34.253 +0.040	<b>207.7</b>
35	92 Porsche GT Team	M. CHRISTENSEN / K. ESTRE / L. VANTHOOR	Porsche 911 RSR	LMGTE Pro	M	M	<b>3:56.401</b>	36 36	+34.526 +0.273	<b>207.5</b>
36	69 Ford Chip Ganassi USA	R. BRISCOE / R. WESTBROOK / S. DIXON	Ford GT	LMGTE Pro	M	M	<b>3:56.676</b>	29 33	+34.801 +0.275	<b>207.3</b>
37	93 Porsche GT Team	P. PILET / E. BAMBER / N. TANDY	Porsche 911 RSR	LMGTE Pro	M	M	<b>3:56.805</b>	28 42	+34.930 +0.129	<b>207.1</b>
38	68 Ford Chip Ganassi USA	J. HAND / D. MÜLLER / S. BURDAIS	Ford GT	LMGTE Pro	M	M	<b>3:56.930</b>	21 29	+35.055 +0.125	<b>207.0</b>
39	64 Corvette Racing	O. GAVIN / T. MILNER / M. FÄSSLER	Chevrolet Corvette C7.R	LMGTE Pro	M	M	<b>3:57.323</b>	27 43	+35.448 +0.393	<b>206.7</b>
40	81 BMW Team MTEK	N. CATSBURG / M. TOMCZYK / P. ENG / .	BMW M8 GTE	LMGTE Pro	M	M	<b>3:57.739</b>	37 37	+35.864 +0.416	<b>206.3</b>
41	94 Porsche GT Team	S. MÜLLER / M. JAMINET / D. OLSEN	Porsche 911 RSR	LMGTE Pro	M	M	<b>3:57.840</b>	11 22	+35.965 +0.101	<b>206.2</b>
42	89 Risi Competizione	P. DERANI / O. JARVIS / J. GOUNON	Ferrari 488 GTE EVO	LMGTE Pro	M	M	<b>3:58.032</b>	17 18	+36.157 +0.192	<b>206.1</b>
43	54 Spirit of Race	T. FLOHR / F. CASTELLACCI / G. FISICHELLA	Ferrari F488 GTE	LMGTE Am	M	M	<b>3:58.478</b>	44 47	+36.603 +0.446	<b>205.7</b>
44	82 BMW Team MTEK	A. FARFUS / A. FELIX DA COSTA / J. KROHN / .	BMW M8 GTE	LMGTE Pro	M	M	<b>3:58.665</b>	11 33	+36.790 +0.187	<b>205.5</b>
45	97 Aston Martin Racing	A. LYNN / M. MARTIN / J. ADAM / R. GUNN	Aston Martin Vantage AMR	LMGTE Pro	M	M	<b>3:58.807</b>	47 47	+36.932 +0.142	<b>205.4</b>
46	95 Aston Martin Racing	M. SØRENSEN / N. THIM / D. TURNER / R. GUNN	Aston Martin Vantage AMR	LMGTE Pro	M	M	<b>3:59.228</b>	24 25	+37.353 +0.421	<b>205.0</b>
47	61 Clearwater Racing	L. PEREZ-COMPANIC / M. GRIFFIN / M. CRESSONI	Ferrari F488 GTE	LMGTE Am	M	M	<b>3:59.430</b>	47 47	+37.555 +0.202	<b>204.9</b>
48	84 JMW Motorsport	J. SEGAL / R. BAPTISTA / W. LU	Ferrari F488 GTE	LMGTE Am	M	M	<b>3:59.455</b>	30 35	+37.580 +0.025	<b>204.9</b>
49	57 Car Guy Racing	T. KIMURA / K. COZZOLINO / C. LEDOGAR	Ferrari F488 GTE	LMGTE Am	M	M	<b>3:59.625</b>	37 48	+37.750 +0.170	<b>204.7</b>
50	99 Dempsey - Proton Racing	T. KROHN / N. JÖNSSON / P. LONG	Porsche 911 RSR	LMGTE Am	M	M	<b>3:59.774</b>	30 34	+37.899 +0.149	<b>204.6</b>
51	70 MR Racing	M. ISHIKAWA / O. BERETTA / E. CHEEVER	Ferrari F488 GTE	LMGTE Am	M	M	<b>3:59.931</b>	41 48	+38.056 +0.157	<b>204.4</b>
52	98 Aston Martin Racing	P. DALLA LANA / P. LAMY / M. LAUDA	Aston Martin Vantage	LMGTE Am	M	M	<b>3:59.976</b>	50 50	+38.101 +0.045	<b>204.4</b>
53	88 Dempsey - Proton Racing	S. HOSHINO / G. RODA JR / M. CAIROLI	Porsche 911 RSR	LMGTE Am	M	M	<b>4:00.291</b>	32 39	+38.416 +0.315	<b>204.1</b>
54	77 Dempsey - Proton Racing	M. CAMPBELL / C. RIED / J. ANDLAUER	Porsche 911 RSR	LMGTE Am	M	M	<b>4:00.315</b>	38 41	+38.440 +0.024	<b>204.1</b>
55	78 Proton Competition	L. PRETTE / P. PRETTE / V. ABRIL	Porsche 911 RSR	LMGTE Am	M	M	<b>4:01.117</b>	34 42	+39.242 +0.802	<b>203.4</b>
56	83 Kessel Racing	M. GOSTNER / R. FREY / M. GATTING	Ferrari F488 GTE	LMGTE Am	M	M	<b>4:01.166</b>	34 40	+39.291 +0.049	<b>203.4</b>
57	60 Kessel Racing	C. SCHIAYONI / A. PICCINI / S. PIANEZZOLA	Ferrari F488 GTE	LMGTE Am	M	M	<b>4:01.348</b>	12 34	+39.473 +0.182	<b>203.2</b>
58	85 Keating Motorsport	B. KEATING / J. BLEEKEMOLEN / F. FRAGA	Ford GT	LMGTE Am	M	M	<b>4:01.933</b>	17 35	+40.058 +0.585	<b>202.8</b>
59	56 Team Project 1	J. BERGMAYER / P. LINDSEY / E. PERFETTI	Porsche 911 RSR	LMGTE Am	M	M	<b>4:02.254</b>	5 18	+40.379 +0.321	<b>202.5</b>
60	62 WeatherTech Racing	C. MACNEIL / T. VILANDER / R. SMITH	Ferrari F488 GTE	LMGTE Am	M	M	<b>4:02.346</b>	5 21	+40.471 +0.092	<b>202.4</b>
61	90 TF Sport	S. YOLUC / E. ALERS-HANKEY / C. EASTWOOD	Aston Martin Vantage	LMGTE Am	M	M	<b>4:02.406</b>	33 39	+40.531 +0.060	<b>202.4</b>
62	86 Gulf Racing	M. WAINWRIGHT / B. BARKER / T. PREINING	Porsche 911 RSR	LMGTE Am	M	M	<b>4:04.758</b>	3 39	+42.883 +2.352	<b>200.4</b>

**Fastest Lap** Lap 49 Sébastien BUEMI **3:21.875** 243.0 Kph







# FIA WEC

## Official Test - 87<sup>e</sup> Edition des 24 Heures du Mans

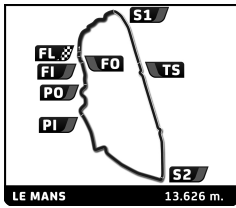
### Test Session

### Classification by Class



No Team	Drivers	Car	Ty	Time	Lap Total	Gap	Kph
<b>LMP1</b>							
1	8 Toyota Gazoo Racing	S. BUEMI / K. NAKAJIMA / F. ALONSO / B. HARTLEY	Toyota TS050 - Hybrid	H M	<b>3:21.875</b>	49 54	
2	7 Toyota Gazoo Racing	M. CONWAY / K. KOBAYASHI / J. LOPEZ / B. HARTLEY	Toyota TS050 - Hybrid	H M	<b>3:22.027</b>	11 56	+0.152 +0.152
3	3 Rebellion Racing	T. LAURENT / N. BERTHON / G. MENEZES	Rebellion R13 - Gibson	M	<b>3:23.926</b>	42 43	+2.051 +1.899
4	11 SMP Racing	V. PETROV / M. ALESHIN / S. VANDORNE	BR Engineering BR1 - AER	M	<b>3:24.389</b>	16 23	+2.514 +0.463
5	17 SMP Racing	S. SARRAZIN / E. ORUDZHEV / S. SIROTKIN	BR Engineering BR1 - AER	M	<b>3:24.529</b>	7 38	+2.654 +0.140
6	1 Rebellion Racing	N. JANI / A. LOTTERER / B. SENNA	Rebellion R13 - Gibson	M	<b>3:25.319</b>	10 40	+3.444 +0.790
7	10 DragonSpeed	H. HEDMAN / B. HANLEY / R. VAN DER ZANDE	BR Engineering BR1 - Gibson	M	<b>3:25.753</b>	6 15	+3.878 +0.434
8	4 Bykolles Racing Team	T. DILLMANN / O. WEBB / P. RUBERTI	Enso CLM P1/01 - Nismo	M	<b>3:30.166</b>	34 35	+8.291 +4.413
<b>LMP2</b>							
1	22 United Autosports	P. HANSON / F. ALBUQUERQUE / P. DI RESTA	Ligier JSP217 - Gibson	M	<b>3:32.242</b>	40 41	
2	31 DragonSpeed	R. GONZALEZ / P. MALDONADO / A. DAVIDSON	Oreca 07 - Gibson	M	<b>3:32.244</b>	38 44	+0.002 +0.002
3	39 Graff	T. GOMMENDY / V. CAPILLAIRE / J. HIRSCHI / A. COUGNAUD	Oreca 07 - Gibson	M	<b>3:32.292</b>	38 47	+0.050 +0.048
4	29 Racing Team Nederland	F. VAN EERD / G. VAN DER GARDE / N. DE VRIES	Dallara P217 Gibson	M	<b>3:32.628</b>	31 41	+0.386 +0.336
5	48 IDEC Sport	P. LAFARGUE / P. CHATIN / M. ROJAS	Oreca 07 - Gibson	M	<b>3:32.995</b>	25 35	+0.753 +0.367
6	28 TDS Racing	F. PERRODO / M. VAXIVIERE / L. DUVAL	Oreca 07 - Gibson	D	<b>3:33.127</b>	8 38	+0.885 +0.132
7	30 Duqueine Engineering	N. JAMIN / P. RAGUES / R. DUMAS	Oreca 07 - Gibson	M	<b>3:33.426</b>	41 42	+1.184 +0.299
8	38 Jackie Chan DC Racing	H. TUNG / S. RICHELMI / G. AUBRY	Oreca 07 - Gibson	D	<b>3:33.526</b>	24 44	+1.284 +0.100
9	26 G-Drive Racing	R. RUSINOV / J. VAN UITERT / J. VERGNE	Aurus 01 - Gibson	D	<b>3:34.022</b>	36 40	+1.780 +0.496
10	36 Signatech Alpine Matmut	N. LAPIERRE / A. NEGRÃO / P. THIRIET	Alpine A470 - Gibson	M	<b>3:34.419</b>	8 25	+2.177 +0.397
11	32 United Autosports	R. CULLEN / A. BRUNDLE	Ligier JSP217 - Gibson	M	<b>3:34.449</b>	37 40	+2.207 +0.030
12	43 RLR M Sport/Tower Events	J. FARANO / A. MAJINI / N. NATO	Oreca 07 - Gibson	D	<b>3:34.722</b>	42 42	+2.480 +0.273
13	25 Algarve Pro Racing	D. ZOLLINGER / A. PIZZITOLA / J. FALB / J. FRENCH	Oreca 07 - Gibson	D	<b>3:35.499</b>	35 45	+3.257 +0.777
14	20 High Class Racing	A. FJORDBACH / D. ANDERSEN / M. BECHE	Oreca 07 - Gibson	D	<b>3:37.695</b>	16 45	+5.453 +2.196
15	23 Panis Barthez Competition	R. BINDER / J. CANAL / W. STEVENS / T. BURET	Ligier JSP217 - Gibson	D	<b>3:37.843</b>	16 47	+5.601 +0.148
16	50 Larbre Competition	E. CREED / R. RICCI / N. BOULLE / C. PHILIPPON	Ligier JSP217 - Gibson	M	<b>3:37.920</b>	30 30	+5.678 +0.077
17	34 Inter Europol Competition	J. SMIECHOWSKI / J. WINSLOW / N. MOORE	Ligier JSP217 - Gibson	M	<b>3:38.036</b>	29 38	+5.794 +0.116
18	47 Ceilar R.Villorba Corse	R. LACORTE / G. SERNAGIOTTO / A. BELICCHI	Dallara P217 - Gibson	M	<b>3:38.039</b>	13 38	+5.797 +0.003
19	49 ARC Bratislava	M. KONOPKA / H. ENQVIST / K. TERESCHENKO	Ligier JSP217 - Gibson	D	<b>3:41.907</b>	9 33	+9.665 +3.868
20	37 Jackie Chan DC Racing	D. HEINEMEIER-HANSSON / J. KING / R. TAYLOR	Oreca 07 - Gibson	D	<b>3:46.125</b>	6 7	+13.883 +4.218
<b>LMCTE Pro</b>							
1	63 Corvette Racing	J. MAGNUSSEN / A. GARCIA / M. ROCKENFELLER	Chevrolet Corvette C7.R	M	<b>3:55.704</b>	48 48	
2	66 Ford Chip Ganassi UK	S. MÜCKE / O. PLA / B. JOHNSON	Ford GT	M	<b>3:55.728</b>	38 39	+0.024 +0.024
3	91 Porsche GT Team	G. BRUNI / R. LIETZ / F. MAKOWIECKI	Porsche 911 RSR	M	<b>3:55.887</b>	38 39	+0.183 +0.159
4	51 AF Corse	A. PIER GUIDI / J. CALADO / D. SERRA	Ferrari 488 GTE EVO	M	<b>3:55.922</b>	27 40	+0.218 +0.035
5	71 AF Corse	D. RIGON / S. BIRD / M. MOLINA	Ferrari 488 GTE EVO	M	<b>3:56.088</b>	10 25	+0.384 +0.166
6	67 Ford Chip Ganassi UK	A. PRIAULX / H. TINCKNELL / J. BOMARITO	Ford GT	M	<b>3:56.128</b>	45 45	+0.424 +0.040
7	92 Porsche GT Team	M. CHRISTENSEN / K. ESTRE / L. VANTHOOR	Porsche 911 RSR	M	<b>3:56.401</b>	36 36	+0.697 +0.273
8	69 Ford Chip Ganassi USA	R. BRISCOE / R. WESTBROOK / S. DIXON	Ford GT	M	<b>3:56.676</b>	29 33	+0.972 +0.275
9	93 Porsche GT Team	P. PILET / E. BAMBER / N. TANDY	Porsche 911 RSR	M	<b>3:56.805</b>	28 42	+1.101 +0.129
10	68 Ford Chip Ganassi USA	J. HAND / D. MÜLLER / S. BURDAIS	Ford GT	M	<b>3:56.930</b>	21 29	+1.226 +0.125
11	64 Corvette Racing	O. GAVIN / T. MILNER / M. FÄSSLER	Chevrolet Corvette C7.R	M	<b>3:57.323</b>	27 43	+1.619 +0.393
12	81 BMW Team MTEK	N. CATSBURG / M. TOMCZYK / P. ENG / .	BMW M8 GTE	M	<b>3:57.739</b>	37 37	+2.035 +0.416
13	94 Porsche GT Team	S. MÜLLER / M. JAMINET / D. OLSEN	Porsche 911 RSR	M	<b>3:57.840</b>	11 22	+2.136 +0.101
14	89 Risi Competizione	P. DERANI / O. JARVIS / J. GOUNON	Ferrari 488 GTE EVO	M	<b>3:58.032</b>	17 18	+2.328 +0.192
15	82 BMW Team MTEK	A. FARFUS / A. FELIX DA COSTA / J. KROHN / .	BMW M8 GTE	M	<b>3:58.665</b>	11 33	+2.961 +0.633
16	97 Aston Martin Racing	A. LYNN / M. MARTIN / J. ADAM / R. GUNN	Aston Martin Vantage AMR	M	<b>3:58.807</b>	47 47	+3.103 +0.142
17	95 Aston Martin Racing	M. SØRENSEN / N. THIM / D. TURNER / R. GUNN	Aston Martin Vantage AMR	M	<b>3:59.228</b>	24 25	+3.524 +0.421
<b>LMCTE Am</b>							





# FIA WEC

## Official Test - 87<sup>e</sup> Edition des 24 Heures du Mans

### Test Session

### Classification by Class



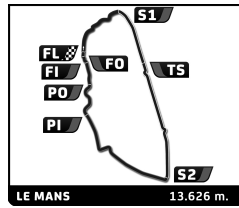
No Team	Drivers	Car	Ty	Time	Lap Total	Gap	Kph
1 54 Spirit of Race	T. FLOHR / F. CASTELLACCI / G. FISICHELLA	Ferrari F488 GTE	M	<b>3:58.478</b>	44 47		<b>205.7</b>
2 61 Clearwater Racing	L. PEREZ-COMPANC / M. GRIFFIN / M. CRESSONI	Ferrari F488 GTE	M	<b>3:59.430</b>	47 47	+0.952 +0.952	<b>204.9</b>
3 84 JMW Motorsport	J. SEGAL / R. BAPTISTA / W. LU	Ferrari F488 GTE	M	<b>3:59.455</b>	30 35	+0.977 +0.025	<b>204.9</b>
4 57 Car Guy Racing	T. KIMURA / K. COZZOLINO / C. LEDOGAR	Ferrari F488 GTE	M	<b>3:59.625</b>	37 48	+1.147 +0.170	<b>204.7</b>
5 99 Dempsey - Proton Racing	T. KROHN / N. JÖNSSON / P. LONG	Porsche 911 RSR	M	<b>3:59.774</b>	30 34	+1.296 +0.149	<b>204.6</b>
6 70 MR Racing	M. ISHIKAWA / O. BERETTA / E. CHEEVER	Ferrari F488 GTE	M	<b>3:59.931</b>	41 48	+1.453 +0.157	<b>204.4</b>
7 98 Aston Martin Racing	P. DALLA LANA / P. LAMY / M. LAUDA	Aston Martin Vantage	M	<b>3:59.976</b>	50 50	+1.498 +0.045	<b>204.4</b>
8 88 Dempsey - Proton Racing	S. HOSHINO / G. RODA JR / M. CAIROLI	Porsche 911 RSR	M	<b>4:00.291</b>	32 39	+1.813 +0.315	<b>204.1</b>
9 77 Dempsey - Proton Racing	M. CAMPBELL / C. RIED / J. ANDLAUER	Porsche 911 RSR	M	<b>4:00.315</b>	38 41	+1.837 +0.024	<b>204.1</b>
10 78 Proton Competition	L. PRETTE / P. PRETTE / V. ABRIL	Porsche 911 RSR	M	<b>4:01.117</b>	34 42	+2.639 +0.802	<b>203.4</b>
11 83 Kessel Racing	M. GOSTNER / R. FREY / M. GATTING	Ferrari F488 GTE	M	<b>4:01.166</b>	34 40	+2.688 +0.049	<b>203.4</b>
12 60 Kessel Racing	C. SCHIAVONI / A. PICCINI / S. PIANEZZOLA	Ferrari F488 GTE	M	<b>4:01.348</b>	12 34	+2.870 +0.182	<b>203.2</b>
13 85 Keating Motorsport	B. KEATING / J. BLEEKEMOLEN / F. FRAGA	Ford GT	M	<b>4:01.933</b>	17 35	+3.455 +0.585	<b>202.8</b>
14 56 Team Project 1	J. BERGMEISTER / P. LINDSEY / E. PERFETTI	Porsche 911 RSR	M	<b>4:02.254</b>	5 18	+3.776 +0.321	<b>202.5</b>
15 62 WeatherTech Racing	C. MACNEIL / T. VILANDER / R. SMITH	Ferrari F488 GTE	M	<b>4:02.346</b>	5 21	+3.868 +0.092	<b>202.4</b>
16 90 TF Sport	S. YOLUC / E. ALERS-HANKEY / C. EASTWOOD	Aston Martin Vantage	M	<b>4:02.406</b>	33 39	+3.928 +0.060	<b>202.4</b>
17 86 Gulf Racing	M. WAINWRIGHT / B. BARKER / T. PREINING	Porsche 911 RSR	M	<b>4:04.758</b>	3 39	+6.280 +2.352	<b>200.4</b>

Published at: .....

Track Temp: **25.00 °C** Air Temp: **29.00 °C** Track Status: **DRY**

Race Director	Timekeeper
---------------	------------



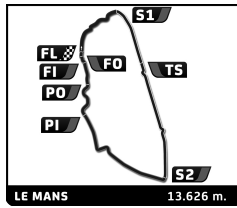


## FIA WEC Official Test - 87<sup>e</sup> Edition des 24 Heures du Mans Test Session

### Classification by Driver Fastest Lap



No	Team	Car	Class	Driver	Time	Lap	Total	Gap	Kph	
1	8	Toyota Gazoo Racing	Toyota TS050 - Hybrid	LMP1 H	Sébastien BUEMI	3:21.875	12	17		243.0
2	7	Toyota Gazoo Racing	Toyota TS050 - Hybrid	LMP1 H	Jose Maria LOPEZ	3:22.027	5	17	0.152	242.8
3	8	Toyota Gazoo Racing	Toyota TS050 - Hybrid	LMP1 H	Fernando ALONSO	3:22.078	16	17	0.203	242.7
4	7	Toyota Gazoo Racing	Toyota TS050 - Hybrid	LMP1 H	Mike CONWAY	3:22.094	11	17	0.219	242.7
5	8	Toyota Gazoo Racing	Toyota TS050 - Hybrid	LMP1 H	Kazuki NAKAJIMA	3:23.268	13	15	1.393	241.3
6	3	Rebellion Racing	Rebellion R13 - Gibson	LMP1	Gustavo MENEZES	3:23.926	14	15	2.051	240.5
7	11	SMP Racing	BR Engineering BR1 - AER	LMP1	Vitaly PETROV	3:24.389	4	11	2.514	240.0
8	17	SMP Racing	BR Engineering BR1 - AER	LMP1	Stéphane SARRAZIN	3:24.529	7	17	2.654	239.8
9	17	SMP Racing	BR Engineering BR1 - AER	LMP1	Egor ORUDZHEV	3:24.666	9	10	2.791	239.7
10	3	Rebellion Racing	Rebellion R13 - Gibson	LMP1	Thomas LAURENT	3:24.678	13	14	2.803	239.7
11	7	Toyota Gazoo Racing	Toyota TS050 - Hybrid	LMP1 H	Kamui KOBAYASHI	3:24.806	17	22	2.931	239.5
12	1	Rebellion Racing	Rebellion R13 - Gibson	LMP1	André LOTTERER	3:25.319	3	15	3.444	238.9
13	11	SMP Racing	BR Engineering BR1 - AER	LMP1	Steffen VANDOORNE	3:25.496	6	12	3.621	238.7
14	10	DragonSpeed	BR Engineering BR1 - Gibson	LMP1	Ben HANLEY	3:25.753	6	7	3.878	238.4
15	3	Rebellion Racing	Rebellion R13 - Gibson	LMP1	Nathanaël BERTHON	3:26.676	6	14	4.801	237.3
16	1	Rebellion Racing	Rebellion R13 - Gibson	LMP1	Neel JANI	3:27.073	10	18	5.198	236.9
17	8	Toyota Gazoo Racing	Toyota TS050 - Hybrid	LMP1 H	Brendon HARTLEY	3:27.138	3	5	5.263	236.8
18	1	Rebellion Racing	Rebellion R13 - Gibson	LMP1	Bruno SENNA	3:28.575	6	7	6.700	235.2
19	17	SMP Racing	BR Engineering BR1 - AER	LMP1	Sergey SIROTKIN	3:29.026	7	11	7.151	234.7
20	4	Bykolles Racing Team	Enso CLM P1/01 - Nismo	LMP1	Tom DILLMANN	3:30.166	21	22	8.291	233.4
21	22	United Autosports	Ligier JSP217 - Gibson	LMP2	Filipe ALBUGUERQUE	3:32.242	13	14	10.367	231.1
22	31	DragonSpeed	Oreca 07 - Gibson	LMP2	Pastor MALDONADO	3:32.244	12	18	10.369	231.1
23	39	Graff	Oreca 07 - Gibson	LMP2	Jonathan HIRSCHI	3:32.292	14	16	10.417	231.1
24	39	Graff	Oreca 07 - Gibson	LMP2	Tristan GOMMENDY	3:32.444	16	16	10.569	230.9
25	29	Racing Team Nederland	Dallara P217 Gibson	LMP2	Giedo VAN DER GARDE	3:32.628	13	15	10.753	230.7
26	48	IDEC Sport	Oreca 07 - Gibson	LMP2	Paul Loup CHATIN	3:32.995	14	15	11.120	230.3
27	28	TDS Racing	Oreca 07 - Gibson	LMP2	Loïc DUVAL	3:33.127	8	10	11.252	230.2
28	30	Duqueine Engineering	Oreca 07 - Gibson	LMP2	Romain DUMAS	3:33.426	9	10	11.551	229.8
29	4	Bykolles Racing Team	Enso CLM P1/01 - Nismo	LMP1	Oliver WEBB	3:33.501	2	10	11.626	229.8
30	38	Jackie Chan DC Racing	Oreca 07 - Gibson	LMP2	Gabriel AUBRY	3:33.526	12	16	11.651	229.7
31	29	Racing Team Nederland	Dallara P217 Gibson	LMP2	Nyck DE VRIES	3:33.716	20	26	11.841	229.5
32	48	IDEC Sport	Oreca 07 - Gibson	LMP2	Memo ROJAS	3:33.734	10	11	11.859	229.5
33	26	G-Drive Racing	Aurus 01 - Gibson	LMP2	Roman RUSINOV	3:34.022	16	20	12.147	229.2
34	22	United Autosports	Ligier JSP217 - Gibson	LMP2	Paul DI RESTA	3:34.220	11	13	12.345	229.0
35	36	Signatech Alpine Matmut	Alpine A470 - Gibson	LMP2	Nicolas LAPIERRE	3:34.419	2	8	12.544	228.8
36	32	United Autosports	Ligier JSP217 - Gibson	LMP2	Alex BRUNDLE	3:34.449	8	11	12.574	228.7
37	31	DragonSpeed	Oreca 07 - Gibson	LMP2	Anthony DAVIDSON	3:34.623	7	11	12.748	228.6
38	28	TDS Racing	Oreca 07 - Gibson	LMP2	Mathieu VAXIVIERE	3:34.626	3	7	12.751	228.6
39	43	RLR M Sport/Tower Events	Oreca 07 - Gibson	LMP2	Arjun MAINI	3:34.722	25	25	12.847	228.5
40	26	G-Drive Racing	Aurus 01 - Gibson	LMP2	Job VAN UITERT	3:34.861	16	20	12.986	228.3
41	31	DragonSpeed	Oreca 07 - Gibson	LMP2	Roberto GONZALEZ	3:34.962	13	15	13.087	228.2
42	30	Duqueine Engineering	Oreca 07 - Gibson	LMP2	Pierre RAGUES	3:35.400	10	11	13.525	227.7
43	25	Algarve Pro Racing	Oreca 07 - Gibson	LMP2	Andrea PIZZITOLA	3:35.499	5	12	13.624	227.6
44	10	DragonSpeed	BR Engineering BR1 - Gibson	LMP1	Henrik HEDMAN	3:35.598	8	8	13.723	227.5
45	36	Signatech Alpine Matmut	Alpine A470 - Gibson	LMP2	André NEGRÃO	3:35.909	5	6	14.034	227.2
46	38	Jackie Chan DC Racing	Oreca 07 - Gibson	LMP2	Ho-Pin TUNG	3:35.919	11	16	14.044	227.2
47	48	IDEC Sport	Oreca 07 - Gibson	LMP2	Paul LAFARGUE	3:35.933	9	9	14.058	227.2
48	38	Jackie Chan DC Racing	Oreca 07 - Gibson	LMP2	Stéphane RICHELMI	3:36.081	12	12	14.206	227.0
49	30	Duqueine Engineering	Oreca 07 - Gibson	LMP2	Nicolas JAMIN	3:36.113	5	21	14.238	227.0
50	39	Graff	Oreca 07 - Gibson	LMP2	Vincent CAPILLAIRE	3:36.643	13	15	14.768	226.4
51	20	High Class Racing	Oreca 07 - Gibson	LMP2	Anders FJORDBACH	3:37.695	12	18	15.820	225.3
52	23	Panis Barthez Competition	Ligier JSP217 - Gibson	LMP2	Timothé BURET	3:37.843	9	10	15.968	225.2
53	50	Larbre Competition	Ligier JSP217 - Gibson	LMP2	Nicholas BOULLE	3:37.920	12	12	16.045	225.1
54	34	Inter Europool Competition	Ligier JSP217 - Gibson	LMP2	Nigel MOORE	3:38.036	12	13	16.161	225.0
55	47	Cetilar R.Villorba Corse	Dallara P217 - Gibson	LMP2	Andrea BELICCHI	3:38.039	13	16	16.164	225.0
56	28	TDS Racing	Oreca 07 - Gibson	LMP2	François FERRODO	3:38.056	16	21	16.181	225.0
57	20	High Class Racing	Oreca 07 - Gibson	LMP2	Mathias BECHE	3:38.057	3	4	16.182	225.0
58	23	Panis Barthez Competition	Ligier JSP217 - Gibson	LMP2	William STEVENS	3:38.311	4	11	16.436	224.7
59	4	Bykolles Racing Team	Enso CLM P1/01 - Nismo	LMP1	Paolo RUBERTI	3:38.779	2	3	16.904	224.2
60	36	Signatech Alpine Matmut	Alpine A470 - Gibson	LMP2	Pierre THIRIET	3:38.796	8	11	16.921	224.2
61	32	United Autosports	Ligier JSP217 - Gibson	LMP2	Ryan CULLEN	3:38.809	28	29	16.934	224.2
62	22	United Autosports	Ligier JSP217 - Gibson	LMP2	Philip HANSON	3:39.698	13	14	17.823	223.3
63	23	Panis Barthez Competition	Ligier JSP217 - Gibson	LMP2	René BINDER	3:39.810	10	16	17.935	223.2
64	23	Panis Barthez Competition	Ligier JSP217 - Gibson	LMP2	Julien CANAL	3:39.865	4	10	17.990	223.1
65	47	Cetilar R.Villorba Corse	Dallara P217 - Gibson	LMP2	Roberto LACORTE	3:40.078	11	16	18.203	222.9
66	25	Algarve Pro Racing	Oreca 07 - Gibson	LMP2	David ZOLLINGER	3:40.413	9	10	18.538	222.6



# FIA WEC

## Official Test - 87<sup>e</sup> Edition des 24 Heures du Mans

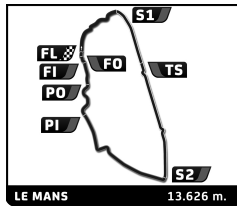
### Test Session

### Classification by Driver Fastest Lap



No	Team	Car	Class	Driver	Time	Lap	Total	Gap	Kph	
67	25 Algarve Pro Racing	Oreca 07 - Gibson	LMP2	James FRENCH	3:40.876	9	10	19.001	0.463	222.1
68	50 Larbre Competition	Ligier JSP217 - Gibson	LMP2	Romano RICCI	3:41.794	4	10	19.919	0.918	221.2
69	49 ARC Bratislava	Ligier JSP217 - Gibson	LMP2	Konstantin TERESCHENKO	3:41.907	9	11	20.032	0.113	221.1
70	34 Inter Europool Competition	Ligier JSP217 - Gibson	LMP2	James WINSLOW	3:43.120	7	13	21.245	1.213	219.9
71	47 Cetilar R.Villorba Corse	Dallara P217 - Gibson	LMP2	Giorgio SERNAGIOTTO	3:43.790	5	6	21.915	0.670	219.2
72	25 Algarve Pro Racing	Oreca 07 - Gibson	LMP2	John FALB	3:44.300	9	13	22.425	0.510	218.7
73	34 Inter Europool Competition	Ligier JSP217 - Gibson	LMP2	Jakub SMIECHOWSKI	3:45.798	11	12	23.923	1.498	217.2
74	37 Jackie Chan DC Racing	Oreca 07 - Gibson	LMP2	Jordan KING	3:46.125	4	5	24.250	0.327	216.9
75	50 Larbre Competition	Ligier JSP217 - Gibson	LMP2	Erwin CREED	3:47.705	7	8	25.830	1.580	215.4
76	43 RLR M Sport/Tower Events	Oreca 07 - Gibson	LMP2	John FARANO	3:47.731	16	17	25.856	0.026	215.4
77	49 ARC Bratislava	Ligier JSP217 - Gibson	LMP2	Henning ENQVIST	3:50.054	4	10	28.179	2.323	213.2
78	20 High Class Racing	Oreca 07 - Gibson	LMP2	Dennis ANDERSEN	3:50.100	14	23	28.225	0.046	213.2
79	49 ARC Bratislava	Ligier JSP217 - Gibson	LMP2	Miroslav KONOPKA	3:53.621	5	12	31.746	3.521	210.0
80	63 Corvette Racing	Chevrolet Corvette C7.R	LMGTE Pro	Antonio GARCIA	3:55.704	17	17	33.829	2.083	208.1
81	66 Ford Chip Ganassi UK	Ford GT	LMGTE Pro	Billy JOHNSON	3:55.728	10	11	33.853	0.024	208.1
82	66 Ford Chip Ganassi UK	Ford GT	LMGTE Pro	Stefan MÜCKE	3:55.780	16	17	33.905	0.052	208.0
83	91 Porsche GT Team	Porsche 911 RSR	LMGTE Pro	Gianmaria BRUNI	3:55.887	14	15	34.012	0.107	208.0
84	51 AF Corse	Ferrari 488 GTE EVO	LMGTE Pro	Daniel SERRA	3:55.922	8	15	34.047	0.035	207.9
85	51 AF Corse	Ferrari 488 GTE EVO	LMGTE Pro	James CALADO	3:56.073	6	6	34.198	0.151	207.8
86	71 AF Corse	Ferrari 488 GTE EVO	LMGTE Pro	Sam BIRD	3:56.088	10	11	34.213	0.015	207.8
87	67 Ford Chip Ganassi UK	Ford GT	LMGTE Pro	Harry TINCKNELL	3:56.128	8	8	34.253	0.040	207.7
88	92 Porsche GT Team	Porsche 911 RSR	LMGTE Pro	Kevin ESTRE	3:56.401	10	10	34.526	0.273	207.5
89	63 Corvette Racing	Chevrolet Corvette C7.R	LMGTE Pro	Jan MAGNUSSEN	3:56.475	11	17	34.600	0.074	207.4
90	51 AF Corse	Ferrari 488 GTE EVO	LMGTE Pro	Alessandro PIER GUIDI	3:56.512	18	19	34.637	0.037	207.4
91	69 Ford Chip Ganassi USA	Ford GT	LMGTE Pro	Richard WESTBROOK	3:56.676	13	17	34.801	0.164	207.3
92	71 AF Corse	Ferrari 488 GTE EVO	LMGTE Pro	Miguel MOLINA	3:56.681	6	7	34.806	0.005	207.3
93	66 Ford Chip Ganassi UK	Ford GT	LMGTE Pro	Olivier PLA	3:56.718	10	11	34.843	0.037	207.2
94	92 Porsche GT Team	Porsche 911 RSR	LMGTE Pro	Laurens VANTHOOR	3:56.718	20	26	34.843	0.000	207.2
95	93 Porsche GT Team	Porsche 911 RSR	LMGTE Pro	Earl BAMBER	3:56.805	11	12	34.930	0.087	207.1
96	93 Porsche GT Team	Porsche 911 RSR	LMGTE Pro	Patrick PILET	3:56.844	13	13	34.969	0.039	207.1
97	68 Ford Chip Ganassi USA	Ford GT	LMGTE Pro	Dirk MÜLLER	3:56.930	8	16	35.055	0.086	207.0
98	67 Ford Chip Ganassi UK	Ford GT	LMGTE Pro	Andy PRIAULX	3:57.006	22	23	35.131	0.076	207.0
99	64 Corvette Racing	Chevrolet Corvette C7.R	LMGTE Pro	Marcel FÄSSLER	3:57.323	10	17	35.448	0.317	206.7
100	71 AF Corse	Ferrari 488 GTE EVO	LMGTE Pro	Davide RIGON	3:57.459	6	7	35.584	0.136	206.6
101	69 Ford Chip Ganassi USA	Ford GT	LMGTE Pro	Ryan BRISCOE	3:57.474	12	16	35.599	0.015	206.6
102	64 Corvette Racing	Chevrolet Corvette C7.R	LMGTE Pro	Oliver GAVIN	3:57.618	4	9	35.743	0.144	206.4
103	81 BMW Team MTEK	BMW M8 GTE	LMGTE Pro	Philipp ENG	3:57.739	22	22	35.864	0.121	206.3
104	67 Ford Chip Ganassi UK	Ford GT	LMGTE Pro	Jonathan BOMARITO	3:57.782	12	14	35.907	0.043	206.3
105	94 Porsche GT Team	Porsche 911 RSR	LMGTE Pro	Mathieu JAMINET	3:57.840	11	19	35.965	0.058	206.2
106	89 Risi Competizione	Ferrari 488 GTE EVO	LMGTE Pro	Jules GOUNON	3:58.032	9	10	36.157	0.192	206.1
107	93 Porsche GT Team	Porsche 911 RSR	LMGTE Pro	Nicholas TANDY	3:58.415	15	17	36.540	0.383	205.7
108	54 Spirit of Race	Ferrari F488 GTE	LMGTE Am	Francesco CASTELLACCI	3:58.478	12	15	36.603	0.063	205.7
109	91 Porsche GT Team	Porsche 911 RSR	LMGTE Pro	Frédéric MAKOWIECKI	3:58.524	10	15	36.649	0.046	205.7
110	82 BMW Team MTEK	BMW M8 GTE	LMGTE Pro	Jesse KROHN	3:58.665	9	12	36.790	0.141	205.5
111	97 Aston Martin Racing	Aston Martin Vantage AMR	LMGTE Pro	Maxime MARTIN	3:58.807	9	9	36.932	0.142	205.4
112	82 BMW Team MTEK	BMW M8 GTE	LMGTE Pro	Antonio FELIX DA COSTA	3:58.844	6	6	36.969	0.037	205.4
113	91 Porsche GT Team	Porsche 911 RSR	LMGTE Pro	Richard LIETZ	3:58.869	8	9	36.994	0.025	205.4
114	68 Ford Chip Ganassi USA	Ford GT	LMGTE Pro	Joey HAND	3:58.871	12	13	36.996	0.002	205.4
115	82 BMW Team MTEK	BMW M8 GTE	LMGTE Pro	Augusto FARFUS	3:58.881	14	15	37.006	0.010	205.3
116	63 Corvette Racing	Chevrolet Corvette C7.R	LMGTE Pro	Mike ROCKENFELLER	3:58.982	10	14	37.107	0.101	205.3
117	97 Aston Martin Racing	Aston Martin Vantage AMR	LMGTE Pro	Ross GUNN	3:59.170	25	26	37.295	0.188	205.1
118	95 Aston Martin Racing	Aston Martin Vantage AMR	LMGTE Pro	Marco SØRENSEN	3:59.228	10	11	37.353	0.058	205.0
119	61 Clearwater Racing	Ferrari F488 GTE	LMGTE Am	Matteo CRESSONI	3:59.430	12	12	37.555	0.202	204.9
120	84 JMW Motorsport	Ferrari F488 GTE	LMGTE Am	Jeffrey SEGAL	3:59.455	8	13	37.580	0.025	204.9
121	81 BMW Team MTEK	BMW M8 GTE	LMGTE Pro	Martin TOMCZYK	3:59.462	9	10	37.587	0.007	204.8
122	54 Spirit of Race	Ferrari F488 GTE	LMGTE Am	Giancarlo FISICHELLA	3:59.523	5	7	37.648	0.061	204.8
123	57 Car Guy Racing	Ferrari F488 GTE	LMGTE Am	Côme LEDOGAR	3:59.625	7	13	37.750	0.102	204.7
124	64 Corvette Racing	Chevrolet Corvette C7.R	LMGTE Pro	Tom MILNER	3:59.705	15	17	37.830	0.080	204.6
125	99 Dempsey - Proton Racing	Porsche 911 RSR	LMGTE Am	Patrick LONG	3:59.774	7	11	37.899	0.069	204.6
126	57 Car Guy Racing	Ferrari F488 GTE	LMGTE Am	Kei COZZOLINO	3:59.815	17	18	37.940	0.041	204.5
127	70 MR Racing	Ferrari F488 GTE	LMGTE Am	Olivier BERETTA	3:59.931	19	20	38.056	0.116	204.4
128	89 Risi Competizione	Ferrari 488 GTE EVO	LMGTE Pro	Pipo DERANI	3:59.945	7	8	38.070	0.014	204.4
129	98 Aston Martin Racing	Aston Martin Vantage	LMGTE Am	Mathias LAUDA	3:59.976	16	16	38.101	0.031	204.4
130	88 Dempsey - Proton Racing	Porsche 911 RSR	LMGTE Am	Matteo CAIROLI	4:00.291	11	13	38.416	0.315	204.1
131	77 Dempsey - Proton Racing	Porsche 911 RSR	LMGTE Am	Matt CAMPBELL	4:00.315	8	11	38.440	0.024	204.1
132	81 BMW Team MTEK	BMW M8 GTE	LMGTE Pro	Nicky CATSBURG	4:00.350	3	5	38.475	0.035	204.1





# FIA WEC

## Official Test - 87<sup>e</sup> Edition des 24 Heures du Mans

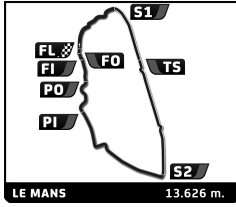
### Test Session



### Classification by Driver Fastest Lap

No	Team	Car	Class	Driver	Time	Lap	Total	Gap	Kph	
133	70 MR Racing	Ferrari F488 GTE	LMGTE Am	Edward CHEEVER	4:00.375	6	6	38.500	0.025	204.1
134	77 Dempsey - Proton Racing	Porsche 911 RSR	LMGTE Am	Julien ANDLAUER	4:00.449	9	10	38.574	0.074	204.0
135	94 Porsche GT Team	Porsche 911 RSR	LMGTE Pro	Sven MÜLLER	4:00.730	3	3	38.855	0.281	203.8
136	97 Aston Martin Racing	Aston Martin Vantage AMR	LMGTE Pro	Jonathan ADAM	4:00.903	3	12	39.028	0.173	203.6
137	98 Aston Martin Racing	Aston Martin Vantage	LMGTE Am	Pedro LAMY	4:01.062	12	13	39.187	0.159	203.5
138	78 Proton Competition	Porsche 911 RSR	LMGTE Am	Louis PRETTE	4:01.117	19	20	39.242	0.055	203.4
139	83 Kessel Racing	Ferrari F488 GTE	LMGTE Am	Michelle GATTING	4:01.166	13	14	39.291	0.049	203.4
140	61 Clearwater Racing	Ferrari F488 GTE	LMGTE Am	Matthew GRIFFIN	4:01.267	9	10	39.392	0.101	203.3
141	60 Kessel Racing	Ferrari F488 GTE	LMGTE Am	Andrea PICCINI	4:01.348	12	13	39.473	0.081	203.2
142	54 Spirit of Race	Ferrari F488 GTE	LMGTE Am	Thomas FLOHR	4:01.724	24	25	39.849	0.376	202.9
143	78 Proton Competition	Porsche 911 RSR	LMGTE Am	Vincent ABRIL	4:01.805	4	7	39.930	0.081	202.9
144	85 Keating Motorsport	Ford GT	LMGTE Am	Ben KEATING	4:01.933	10	13	40.058	0.128	202.8
145	95 Aston Martin Racing	Aston Martin Vantage AMR	LMGTE Pro	Darren TURNER	4:02.045	7	14	40.170	0.112	202.7
146	85 Keating Motorsport	Ford GT	LMGTE Am	Felipe FRAGA	4:02.165	9	12	40.290	0.120	202.6
147	56 Team Project 1	Porsche 911 RSR	LMGTE Am	Jörg BERGMEISTER	4:02.254	5	13	40.379	0.089	202.5
148	62 WeatherTech Racing	Ferrari F488 GTE	LMGTE Am	Toni VILANDER	4:02.346	5	6	40.471	0.092	202.4
149	90 TF Sport	Aston Martin Vantage	LMGTE Am	Charlie EASTWOOD	4:02.406	4	7	40.531	0.060	202.4
150	90 TF Sport	Aston Martin Vantage	LMGTE Am	Euan ALERS-HANKEY	4:02.569	15	16	40.694	0.163	202.2
151	85 Keating Motorsport	Ford GT	LMGTE Am	Jeroen BLEEKEMOLEN	4:02.772	4	10	40.897	0.203	202.1
152	88 Dempsey - Proton Racing	Porsche 911 RSR	LMGTE Am	Giorgio RODA JR	4:02.998	9	11	41.123	0.226	201.9
153	98 Aston Martin Racing	Aston Martin Vantage	LMGTE Am	Paul DALLA LANA	4:03.206	20	21	41.331	0.208	201.7
154	84 JMW Motorsport	Ferrari F488 GTE	LMGTE Am	Rodrigo BAPTISTA	4:03.270	11	12	41.395	0.064	201.6
155	61 Clearwater Racing	Ferrari F488 GTE	LMGTE Am	Luis PEREZ-COMPANC	4:03.362	15	25	41.487	0.092	201.6
156	62 WeatherTech Racing	Ferrari F488 GTE	LMGTE Am	Cooper MACNEIL	4:03.610	5	7	41.735	0.248	201.4
157	60 Kessel Racing	Ferrari F488 GTE	LMGTE Am	Sergio PIANEZZOLA	4:03.713	9	10	41.838	0.103	201.3
158	86 Gulf Racing	Porsche 911 RSR	LMGTE Am	Benjamin BARKER	4:04.758	3	10	42.883	1.045	200.4
159	56 Team Project 1	Porsche 911 RSR	LMGTE Am	Egidio PERFETTI	4:04.946	3	5	43.071	0.188	200.3
160	90 TF Sport	Aston Martin Vantage	LMGTE Am	Salih YOLUC	4:04.951	12	16	43.076	0.005	200.3
161	86 Gulf Racing	Porsche 911 RSR	LMGTE Am	Thomas PREINING	4:05.676	4	5	43.801	0.725	199.7
162	77 Dempsey - Proton Racing	Porsche 911 RSR	LMGTE Am	Christian RIED	4:07.077	15	20	45.202	1.401	198.5
163	84 JMW Motorsport	Ferrari F488 GTE	LMGTE Am	Wei LU	4:07.844	7	10	45.969	0.767	197.9
164	62 WeatherTech Racing	Ferrari F488 GTE	LMGTE Am	Robert SMITH	4:08.275	8	8	46.400	0.431	197.6
165	86 Gulf Racing	Porsche 911 RSR	LMGTE Am	Michael WAINWRIGHT	4:08.504	6	24	46.629	0.229	197.4
166	83 Kessel Racing	Ferrari F488 GTE	LMGTE Am	Manuela GOSTNER	4:09.488	16	16	47.613	0.984	196.6
167	70 MR Racing	Ferrari F488 GTE	LMGTE Am	Motoaki ISHIKAWA	4:10.287	18	22	48.412	0.799	196.0
168	57 Car Guy Racing	Ferrari F488 GTE	LMGTE Am	Takeshi KIMURA	4:11.497	16	17	49.622	1.210	195.0
169	88 Dempsey - Proton Racing	Porsche 911 RSR	LMGTE Am	Satoshi HOSHINO	4:12.685	13	15	50.810	1.188	194.1
170	83 Kessel Racing	Ferrari F488 GTE	LMGTE Am	Rahel FREY	4:13.418	6	10	51.543	0.733	193.6
171	99 Dempsey - Proton Racing	Porsche 911 RSR	LMGTE Am	Tracy KROHN	4:17.790	12	15	55.915	4.372	190.3
172	78 Proton Competition	Porsche 911 RSR	LMGTE Am	Philippe PRETTE	4:19.174	6	15	57.299	1.384	189.3
173	60 Kessel Racing	Ferrari F488 GTE	LMGTE Am	Claudio SCHIAVONI	4:19.360	6	11	57.485	0.186	189.1
174	99 Dempsey - Proton Racing	Porsche 911 RSR	LMGTE Am	Niclas JONSSON	4:21.757	4	8	59.882	2.397	187.4
37	Jackie Chan DC Racing	Oreca 07 - Gibson	LMP2	David HEINEMER-HANSSON			2			
7	Toyota Gazoo Racing	Toyota TS050 - Hybrid	LMP1 H	Brendon HARTLEY						
7	Toyota Gazoo Racing	Toyota TS050 - Hybrid	LMP1 H	Sébastien BUEMI						
8	Toyota Gazoo Racing	Toyota TS050 - Hybrid	LMP1 H	Mike CONWAY						
10	DragonSpeed	BR Engineering BR1 - Gibson	LMP1	Renger VAN DER ZANDE						
11	SMP Racing	BR Engineering BR1 - AER	LMP1	Mikhail ALESHIN						
26	G-Drive Racing	Aurus 01 - Gibson	LMP2	Jean-Eric VERGNE						
29	Racing Team Nederland	Dallara P217 Gibson	LMP2	Frits VAN EERD						
37	Jackie Chan DC Racing	Oreca 07 - Gibson	LMP2	Ricky TAYLOR						
39	Graff	Oreca 07 - Gibson	LMP2	Alexandre COUGNAUD						
43	RLR M Sport/Tower Events	Oreca 07 - Gibson	LMP2	Norman NATO						
50	Larbre Competition	Ligier JSP217 - Gibson	LMP2	Christian PHILIPPON						
56	Team Project 1	Porsche 911 RSR	LMGTE Am	Patrick LINDSEY						
68	Ford Chip Ganassi USA	Ford GT	LMGTE Pro	Sébastien BURDAIS						
69	Ford Chip Ganassi USA	Ford GT	LMGTE Pro	Scott DIXON						
81	BMW Team MTEK	BMW M8 GTE	LMGTE Pro							
81	BMW Team MTEK	BMW M8 GTE	LMGTE Pro							
82	BMW Team MTEK	BMW M8 GTE	LMGTE Pro							
82	BMW Team MTEK	BMW M8 GTE	LMGTE Pro							
89	Risi Competizione	Ferrari 488 GTE EVO	LMGTE Pro	Oliver JARVIS						
92	Porsche GT Team	Porsche 911 RSR	LMGTE Pro	Michael CHRISTENSEN						
94	Porsche GT Team	Porsche 911 RSR	LMGTE Pro	Dennis OLSEN						
95	Aston Martin Racing	Aston Martin Vantage AMR	LMGTE Pro	Nicki THIM						
95	Aston Martin Racing	Aston Martin Vantage AMR	LMGTE Pro	Ross GUNN						





**FIA WEC**  
 Official Test - 87<sup>e</sup> Edition des 24 Heures du Mans  
 Test Session

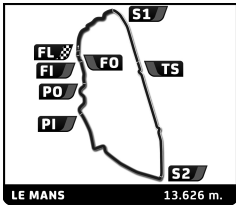


Classification by Driver Fastest Lap

No	Team	Car	Class	Driver	Time	Lap	Total	Gap	Kph
97	Aston Martin Racing	Aston Martin Vantage AMR	LMGTE Pro	Alexander LYNN					

Track Temp: **25.00 °C** Air Temp: **29.00 °C** Track Status: **DRY**





# FIA WEC

## Official Test - 87<sup>e</sup> Edition des 24 Heures du Mans

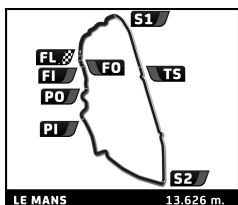
### After Test Session

## Classification by Driver And Class Fastest Lap



No	Team	Car	Class	Driver	Time	Laps	Gap	Kph	Session
<b>LMP1</b>									
1	8 Toyota Gazoo Racing	Toyota TS050 - Hybrid	LMP1 H	Sébastien BUEMI	3:21.875	17		243.0	Test Session
2	7 Toyota Gazoo Racing	Toyota TS050 - Hybrid	LMP1 H	Jose Maria LOPEZ	3:22.027	17	0.152	242.8	Test Session
3	8 Toyota Gazoo Racing	Toyota TS050 - Hybrid	LMP1 H	Fernando ALONSO	3:22.078	17	0.203	242.7	Test Session
4	7 Toyota Gazoo Racing	Toyota TS050 - Hybrid	LMP1 H	Mike CONWAY	3:22.094	17	0.219	242.7	Test Session
5	8 Toyota Gazoo Racing	Toyota TS050 - Hybrid	LMP1 H	Kazuki NAKAJIMA	3:23.268	15	1.393	241.3	Test Session
6	3 Rebellion Racing	Rebellion R13 - Gibson	LMP1	Gustavo MENEZES	3:23.926	15	2.051	240.5	Test Session
7	11 SMP Racing	BR Engineering BR1 - AER	LMP1	Vitaly PETROV	3:24.389	11	2.514	240.0	Test Session
8	17 SMP Racing	BR Engineering BR1 - AER	LMP1	Stéphane SARRAZIN	3:24.529	17	2.654	239.8	Test Session
9	17 SMP Racing	BR Engineering BR1 - AER	LMP1	Egor ORUDZHEV	3:24.666	10	2.791	239.7	Test Session
10	3 Rebellion Racing	Rebellion R13 - Gibson	LMP1	Thomas LAURENT	3:24.678	14	2.803	239.7	Test Session
11	7 Toyota Gazoo Racing	Toyota TS050 - Hybrid	LMP1 H	Kamui KOBAYASHI	3:24.806	22	2.931	239.5	Test Session
12	1 Rebellion Racing	Rebellion R13 - Gibson	LMP1	André LOTTERER	3:25.319	15	3.444	238.9	Test Session
13	11 SMP Racing	BR Engineering BR1 - AER	LMP1	Stoffel VANDOORNE	3:25.496	12	3.621	238.7	Test Session
14	10 DragonSpeed	BR Engineering BR1 - Gibson	LMP1	Ben HANLEY	3:25.753	7	3.878	238.4	Test Session
15	3 Rebellion Racing	Rebellion R13 - Gibson	LMP1	Nathanaël BERTHON	3:26.676	14	4.801	237.3	Test Session
16	1 Rebellion Racing	Rebellion R13 - Gibson	LMP1	Neel JANI	3:27.073	18	5.198	236.9	Test Session
17	8 Toyota Gazoo Racing	Toyota TS050 - Hybrid	LMP1 H	Brendon HARTLEY	3:27.138	5	5.263	236.8	Test Session
18	1 Rebellion Racing	Rebellion R13 - Gibson	LMP1	Bruno SENNA	3:28.575	7	6.700	235.2	Test Session
19	17 SMP Racing	BR Engineering BR1 - AER	LMP1	Sergey SIROTKIN	3:29.026	11	7.151	234.7	Test Session
20	4 Bykolles Racing Team	Enso CLM P1/01 - Nismo	LMP1	Tom DILLMANN	3:30.166	22	8.291	233.4	Test Session
21	4 Bykolles Racing Team	Enso CLM P1/01 - Nismo	LMP1	Oliver WEBB	3:33.501	10	11.626	229.8	Test Session
22	10 DragonSpeed	BR Engineering BR1 - Gibson	LMP1	Henrik HEDMAN	3:35.598	8	13.723	227.5	Test Session
23	4 Bykolles Racing Team	Enso CLM P1/01 - Nismo	LMP1	Paolo RUBERTI	3:38.779	3	16.904	224.2	Test Session
	7 Toyota Gazoo Racing	Toyota TS050 - Hybrid	LMP1 H	Brendon HARTLEY					
	7 Toyota Gazoo Racing	Toyota TS050 - Hybrid	LMP1 H	Sébastien BUEMI					
	8 Toyota Gazoo Racing	Toyota TS050 - Hybrid	LMP1 H	Mike CONWAY					
	10 DragonSpeed	BR Engineering BR1 - Gibson	LMP1	Renger VAN DER ZANDE					
	11 SMP Racing	BR Engineering BR1 - AER	LMP1	Mikhail ALESHIN					
<b>LMP2</b>									
1	22 United Autosports	Ligier JSP217 - Gibson	LMP2	Filipe ALBUQUERQUE	3:32.242	14		231.1	Test Session
2	31 DragonSpeed	Oreca 07 - Gibson	LMP2	Pastor MALDONADO	3:32.244	18	0.002	231.1	Test Session
3	39 Graff	Oreca 07 - Gibson	LMP2	Jonathan HIRSCHI	3:32.292	16	0.050	231.1	Test Session
4	39 Graff	Oreca 07 - Gibson	LMP2	Tristan GOMMENDY	3:32.444	16	0.202	230.9	Test Session
5	29 Racing Team Nederland	Dallara P217 Gibson	LMP2	Giedo VAN DER GARDE	3:32.628	15	0.386	230.7	Test Session
6	48 IDEC Sport	Oreca 07 - Gibson	LMP2	Paul Loup CHATIN	3:32.995	15	0.753	230.3	Test Session
7	28 TDS Racing	Oreca 07 - Gibson	LMP2	Loïc DUVAL	3:33.127	10	0.885	230.2	Test Session
8	30 Duqueine Engineering	Oreca 07 - Gibson	LMP2	Romain DUMAS	3:33.426	10	1.184	229.8	Test Session
9	38 Jackie Chan DC Racing	Oreca 07 - Gibson	LMP2	Gabriel AUBRY	3:33.526	16	1.284	229.7	Test Session
10	29 Racing Team Nederland	Dallara P217 Gibson	LMP2	Nyck DE VRIES	3:33.716	26	1.474	229.5	Test Session
11	48 IDEC Sport	Oreca 07 - Gibson	LMP2	Memo ROJAS	3:33.734	11	1.492	229.5	Test Session
12	26 G-Drive Racing	Aurus 01 - Gibson	LMP2	Roman RUSINOV	3:34.022	20	1.780	229.2	Test Session
13	22 United Autosports	Ligier JSP217 - Gibson	LMP2	Paul DI RESTA	3:34.220	13	1.978	229.0	Test Session
14	36 Signatech Alpine Matmut	Alpine A470 - Gibson	LMP2	Nicolas LAPIERRE	3:34.419	8	2.177	228.8	Test Session
15	32 United Autosports	Ligier JSP217 - Gibson	LMP2	Alex BRUNDLE	3:34.449	11	2.207	228.7	Test Session
16	31 DragonSpeed	Oreca 07 - Gibson	LMP2	Anthony DAVIDSON	3:34.623	11	2.381	228.6	Test Session
17	28 TDS Racing	Oreca 07 - Gibson	LMP2	Mathieu VAXIVIERE	3:34.626	7	2.384	228.6	Test Session
18	43 RLR M Sport/Tower Events	Oreca 07 - Gibson	LMP2	Arjun MAINI	3:34.722	25	2.480	228.5	Test Session
19	26 G-Drive Racing	Aurus 01 - Gibson	LMP2	Job VAN UITERT	3:34.861	20	2.619	228.3	Test Session
20	31 DragonSpeed	Oreca 07 - Gibson	LMP2	Roberto GONZALEZ	3:34.962	15	2.720	228.2	Test Session
21	30 Duqueine Engineering	Oreca 07 - Gibson	LMP2	Pierre RAGUES	3:35.400	11	3.158	227.7	Test Session
22	25 Algarve Pro Racing	Oreca 07 - Gibson	LMP2	Andrea PIZZITOLA	3:35.499	12	3.257	227.6	Test Session
23	36 Signatech Alpine Matmut	Alpine A470 - Gibson	LMP2	André NEGRÃO	3:35.909	6	3.667	227.2	Test Session
24	38 Jackie Chan DC Racing	Oreca 07 - Gibson	LMP2	Ho-Pin TUNG	3:35.919	16	3.677	227.2	Test Session
25	48 IDEC Sport	Oreca 07 - Gibson	LMP2	Paul LAFARGUE	3:35.933	9	3.691	227.2	Test Session
26	38 Jackie Chan DC Racing	Oreca 07 - Gibson	LMP2	Stéphane RICHELMI	3:36.081	12	3.839	227.0	Test Session
27	30 Duqueine Engineering	Oreca 07 - Gibson	LMP2	Nicolas JAMIN	3:36.113	21	3.871	227.0	Test Session
28	39 Graff	Oreca 07 - Gibson	LMP2	Vincent CAPILLAIRE	3:36.643	15	4.401	226.4	Test Session
29	20 High Class Racing	Oreca 07 - Gibson	LMP2	Anders FJORBACH	3:37.695	18	5.453	225.3	Test Session





# FIA WEC

## Official Test - 87<sup>e</sup> Edition des 24 Heures du Mans

### After Test Session

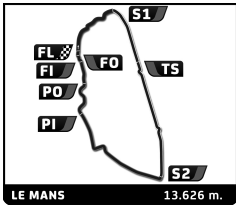


### Classification by Driver And Class Fastest Lap

No	Team	Car	Class	Driver	Time	Laps	Gap	Kph	Session
30	23 Panis Barthez Competition	Ligier JSP217 - Gibson	LMP2	Timothé BURET	3:37.843	10	5.601	225.2	Test Session
31	50 Larbre Competition	Ligier JSP217 - Gibson	LMP2	Nicholas BOULLE	3:37.920	12	5.678	225.1	Test Session
32	34 Inter Europool Competition	Ligier JSP217 - Gibson	LMP2	Nigel MOORE	3:38.036	13	5.794	225.0	Test Session
33	47 Cetilar R.Villorba Corse	Dallara P217 - Gibson	LMP2	Andrea BELICCHI	3:38.039	16	5.797	225.0	Test Session
34	28 TDS Racing	Oreca 07 - Gibson	LMP2	François PERRODO	3:38.056	21	5.814	225.0	Test Session
35	20 High Class Racing	Oreca 07 - Gibson	LMP2	Mathias BECHE	3:38.057	4	5.815	225.0	Test Session
36	23 Panis Barthez Competition	Ligier JSP217 - Gibson	LMP2	William STEVENS	3:38.311	11	6.069	224.7	Test Session
37	36 Signatech Alpine Matmut	Alpine A470 - Gibson	LMP2	Pierre THIRIET	3:38.796	11	6.554	224.2	Test Session
38	32 United Autosports	Ligier JSP217 - Gibson	LMP2	Ryan CULLEN	3:38.809	29	6.567	224.2	Test Session
39	22 United Autosports	Ligier JSP217 - Gibson	LMP2	Philip HANSON	3:39.698	14	7.456	223.3	Test Session
40	23 Panis Barthez Competition	Ligier JSP217 - Gibson	LMP2	René BINDER	3:39.810	16	7.568	223.2	Test Session
41	23 Panis Barthez Competition	Ligier JSP217 - Gibson	LMP2	Julien CANAL	3:39.865	10	7.623	223.1	Test Session
42	47 Cetilar R.Villorba Corse	Dallara P217 - Gibson	LMP2	Roberto LACORTE	3:40.078	16	7.836	222.9	Test Session
43	25 Algarve Pro Racing	Oreca 07 - Gibson	LMP2	David ZOLLINGER	3:40.413	10	8.171	222.6	Test Session
44	25 Algarve Pro Racing	Oreca 07 - Gibson	LMP2	James FRENCH	3:40.876	10	8.634	222.1	Test Session
45	50 Larbre Competition	Ligier JSP217 - Gibson	LMP2	Romano RICCI	3:41.794	10	9.552	221.2	Test Session
46	49 ARC Bratislava	Ligier JSP217 - Gibson	LMP2	Konstantin TERESCHENKO	3:41.907	11	9.665	221.1	Test Session
47	34 Inter Europool Competition	Ligier JSP217 - Gibson	LMP2	James WINSLOW	3:43.120	13	10.878	219.9	Test Session
48	47 Cetilar R.Villorba Corse	Dallara P217 - Gibson	LMP2	Giorgio SERNAGIOTTO	3:43.790	6	11.548	219.2	Test Session
49	25 Algarve Pro Racing	Oreca 07 - Gibson	LMP2	John FALB	3:44.300	13	12.058	218.7	Test Session
50	34 Inter Europool Competition	Ligier JSP217 - Gibson	LMP2	Jakub SMIECHOWSKI	3:45.798	12	13.556	217.2	Test Session
51	37 Jackie Chan DC Racing	Oreca 07 - Gibson	LMP2	Jordan KING	3:46.125	5	13.883	216.9	Test Session
52	50 Larbre Competition	Ligier JSP217 - Gibson	LMP2	Erwin CREED	3:47.705	8	15.463	215.4	Test Session
53	43 RLR M Sport/Tower Events	Oreca 07 - Gibson	LMP2	John FARANO	3:47.731	17	15.489	215.4	Test Session
54	49 ARC Bratislava	Ligier JSP217 - Gibson	LMP2	Henning ENQVIST	3:50.054	10	17.812	213.2	Test Session
55	20 High Class Racing	Oreca 07 - Gibson	LMP2	Dennis ANDERSEN	3:50.100	23	17.858	213.2	Test Session
56	49 ARC Bratislava	Ligier JSP217 - Gibson	LMP2	Miroslav KONOPKA	3:53.621	12	21.379	210.0	Test Session
	37 Jackie Chan DC Racing	Oreca 07 - Gibson	LMP2	David HEINEMIER-HANSSON		2			
	26 G-Drive Racing	Aurus 01 - Gibson	LMP2	Jean-Eric VERGNE					
	29 Racing Team Nederland	Dallara P217 Gibson	LMP2	Frits VAN EERD					
	37 Jackie Chan DC Racing	Oreca 07 - Gibson	LMP2	Ricky TAYLOR					
	39 Graff	Oreca 07 - Gibson	LMP2	Alexandre COUGNAUD					
	43 RLR M Sport/Tower Events	Oreca 07 - Gibson	LMP2	Norman NATO					
	50 Larbre Competition	Ligier JSP217 - Gibson	LMP2	Christian PHILIPPON					
<b>LMGTE Pro</b>									
1	63 Corvette Racing	Chevrolet Corvette C7.R	LMGTE Pro	Antonio GARCIA	3:55.704	17		208.1	Test Session
2	66 Ford Chip Ganassi UK	Ford GT	LMGTE Pro	Billy JOHNSON	3:55.728	11	0.024	208.1	Test Session
3	66 Ford Chip Ganassi UK	Ford GT	LMGTE Pro	Stefan MÜCKE	3:55.780	17	0.076	208.0	Test Session
4	91 Porsche GT Team	Porsche 911 RSR	LMGTE Pro	Gianmaria BRUNI	3:55.887	15	0.183	208.0	Test Session
5	51 AF Corse	Ferrari 488 GTE EVO	LMGTE Pro	Daniel SERRA	3:55.922	15	0.218	207.9	Test Session
6	51 AF Corse	Ferrari 488 GTE EVO	LMGTE Pro	James CALADO	3:56.073	6	0.369	207.8	Test Session
7	71 AF Corse	Ferrari 488 GTE EVO	LMGTE Pro	Sam BIRD	3:56.088	11	0.384	207.8	Test Session
8	67 Ford Chip Ganassi UK	Ford GT	LMGTE Pro	Harry TINCKNELL	3:56.128	8	0.424	207.7	Test Session
9	92 Porsche GT Team	Porsche 911 RSR	LMGTE Pro	Kevin ESTRE	3:56.401	10	0.697	207.5	Test Session
10	63 Corvette Racing	Chevrolet Corvette C7.R	LMGTE Pro	Jan MAGNUSSEN	3:56.475	17	0.771	207.4	Test Session
11	51 AF Corse	Ferrari 488 GTE EVO	LMGTE Pro	Alessandro PIER GUIDI	3:56.512	19	0.808	207.4	Test Session
12	69 Ford Chip Ganassi USA	Ford GT	LMGTE Pro	Richard WESTBROOK	3:56.676	17	0.972	207.3	Test Session
13	71 AF Corse	Ferrari 488 GTE EVO	LMGTE Pro	Miguel MOLINA	3:56.681	7	0.977	207.3	Test Session
14	66 Ford Chip Ganassi UK	Ford GT	LMGTE Pro	Olivier PLA	3:56.718	11	1.014	207.2	Test Session
15	92 Porsche GT Team	Porsche 911 RSR	LMGTE Pro	Laurens VANTHOOR	3:56.718	26	1.014	207.2	Test Session
16	93 Porsche GT Team	Porsche 911 RSR	LMGTE Pro	Earl BAMBER	3:56.805	12	1.101	207.1	Test Session
17	93 Porsche GT Team	Porsche 911 RSR	LMGTE Pro	Patrick PILET	3:56.844	13	1.140	207.1	Test Session
18	68 Ford Chip Ganassi USA	Ford GT	LMGTE Pro	Dirk MÜLLER	3:56.930	16	1.226	207.0	Test Session
19	67 Ford Chip Ganassi UK	Ford GT	LMGTE Pro	Andy PRIAULX	3:57.006	23	1.302	207.0	Test Session
20	64 Corvette Racing	Chevrolet Corvette C7.R	LMGTE Pro	Marcel FÄSSLER	3:57.323	17	1.619	206.7	Test Session
21	71 AF Corse	Ferrari 488 GTE EVO	LMGTE Pro	Davide RIGON	3:57.459	7	1.755	206.6	Test Session
22	69 Ford Chip Ganassi USA	Ford GT	LMGTE Pro	Ryan BRISCOE	3:57.474	16	1.770	206.6	Test Session
23	64 Corvette Racing	Chevrolet Corvette C7.R	LMGTE Pro	Oliver GAVIN	3:57.618	9	1.914	206.4	Test Session
24	81 BMW Team MTEK	BMW M8 GTE	LMGTE Pro	Philipp ENG	3:57.739	22	2.035	206.3	Test Session







# FIA WEC

## Official Test - 87<sup>e</sup> Edition des 24 Heures du Mans

### After Test Session

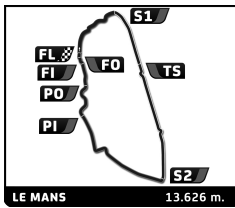


### Classification by Driver And Class Fastest Lap

No	Team	Car	Class	Driver	Time	Laps	Gap	Kph	Session
26	90 TF Sport	Aston Martin Vantage	LMGTE Am	Euan ALERS-HANKEY	4:02.569	16	4.091	202.2	Test Session
27	85 Keating Motorsport	Ford GT	LMGTE Am	Jeroen BLEEKEMOLEN	4:02.772	10	4.294	202.1	Test Session
28	88 Dempsey - Proton Racing	Porsche 911 RSR	LMGTE Am	Giorgio RODA JR	4:02.998	11	4.520	201.9	Test Session
29	98 Aston Martin Racing	Aston Martin Vantage	LMGTE Am	Paul DALLA LANA	4:03.206	21	4.728	201.7	Test Session
30	84 JMW Motorsport	Ferrari F488 GTE	LMGTE Am	Rodrigo BAPTISTA	4:03.270	12	4.792	201.6	Test Session
31	61 Clearwater Racing	Ferrari F488 GTE	LMGTE Am	Luis PEREZ-COMPANC	4:03.362	25	4.884	201.6	Test Session
32	62 WeatherTech Racing	Ferrari F488 GTE	LMGTE Am	Cooper MACNEIL	4:03.610	7	5.132	201.4	Test Session
33	60 Kessel Racing	Ferrari F488 GTE	LMGTE Am	Sergio PIANEZZOLA	4:03.713	10	5.235	201.3	Test Session
34	86 Gulf Racing	Porsche 911 RSR	LMGTE Am	Benjamin BARKER	4:04.758	10	6.280	200.4	Test Session
35	56 Team Project 1	Porsche 911 RSR	LMGTE Am	Egidio PERFETTI	4:04.946	5	6.468	200.3	Test Session
36	90 TF Sport	Aston Martin Vantage	LMGTE Am	Salih YOLUC	4:04.951	16	6.473	200.3	Test Session
37	86 Gulf Racing	Porsche 911 RSR	LMGTE Am	Thomas PREINING	4:05.676	5	7.198	199.7	Test Session
38	77 Dempsey - Proton Racing	Porsche 911 RSR	LMGTE Am	Christian RIED	4:07.077	20	8.599	198.5	Test Session
39	84 JMW Motorsport	Ferrari F488 GTE	LMGTE Am	Wei LU	4:07.844	10	9.366	197.9	Test Session
40	62 WeatherTech Racing	Ferrari F488 GTE	LMGTE Am	Robert SMITH	4:08.275	8	9.797	197.6	Test Session
41	86 Gulf Racing	Porsche 911 RSR	LMGTE Am	Michael WAINWRIGHT	4:08.504	24	10.026	197.4	Test Session
42	83 Kessel Racing	Ferrari F488 GTE	LMGTE Am	Manuela GOSTNER	4:09.488	16	11.010	196.6	Test Session
43	70 MR Racing	Ferrari F488 GTE	LMGTE Am	Motoaki ISHIKAWA	4:10.287	22	11.809	196.0	Test Session
44	57 Car Guy Racing	Ferrari F488 GTE	LMGTE Am	Takeshi KIMURA	4:11.497	17	13.019	195.0	Test Session
45	88 Dempsey - Proton Racing	Porsche 911 RSR	LMGTE Am	Satoshi HOSHINO	4:12.685	15	14.207	194.1	Test Session
46	83 Kessel Racing	Ferrari F488 GTE	LMGTE Am	Rahel FREY	4:13.418	10	14.940	193.6	Test Session
47	99 Dempsey - Proton Racing	Porsche 911 RSR	LMGTE Am	Tracy KROHN	4:17.790	15	19.312	190.3	Test Session
48	78 Proton Competition	Porsche 911 RSR	LMGTE Am	Philippe PRETTE	4:19.174	15	20.696	189.3	Test Session
49	60 Kessel Racing	Ferrari F488 GTE	LMGTE Am	Claudio SCHIAVONI	4:19.360	11	20.882	189.1	Test Session
50	99 Dempsey - Proton Racing	Porsche 911 RSR	LMGTE Am	Niclas JÖNSSON	4:21.757	8	23.279	187.4	Test Session
	56 Team Project 1	Porsche 911 RSR	LMGTE Am	Patrick LINDSEY					

Track Temp: 25.00 °C Air Temp: 29.00 °C Track Status: **DRY**





# FIA WEC

## Official Test - 87<sup>e</sup> Edition des 24 Heures du Mans

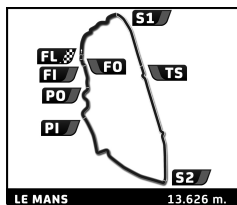
### Test Session

### Best Sector Times



SECTOR 1			SECTOR 2			SECTOR 3			Pos	Team	Cl	Ideal Lap	Best Lap
Pos	Driver	Time	Driver	Time	Driver	Time	Pos	Time					
1	A.LOTTERER	31.871	E.ORUDZHEV	1:16.465	M.CONWAY	1:32.368	1	8 Toyota Gazoo Racing	LMP1	H	3:21.202	3:21.875 (1)	
2	E.ORUDZHEV	31.965	S.BUEMI	1:16.721	F.ALONSO	1:32.450	2	7 Toyota Gazoo Racing	LMP1	H	3:21.288	3:22.027 (2)	
3	F.ALONSO	32.031	M.CONWAY	1:16.749	G.MENEZES	1:32.651	3	3 Rebellion Racing	LMP1		3:22.353	3:23.926 (3)	
4	T.LAURENT	32.132	V.PETROV	1:17.511	A.LOTTERER	1:33.964	4	17 SMP Racing	LMP1		3:22.638	3:24.529 (5)	
5	J.LOPEZ	32.171	T.LAURENT	1:17.570	B.HANLEY	1:34.066	5	1 Rebellion Racing	LMP1		3:24.024	3:25.319 (6)	
6	S.VANDOORNE	32.244	N.JANI	1:18.189	S.SARRAZIN	1:34.208	6	11 SMP Racing	LMP1		3:24.089	3:24.389 (4)	
7	T.DILLMANN	32.617	B.HANLEY	1:18.283	V.PETROV	1:34.334	7	10 DragonSpeed	LMP1		3:25.753	3:25.753 (7)	
8	P.MALDONADO	33.390	T.DILLMANN	1:19.668	T.DILLMANN	1:36.603	8	4 Bykolles Racing Team	LMP1		3:28.888	3:30.166 (8)	
9	T.GOMMENDY	33.391	P.MALDONADO	1:20.985	J.HIRSCHI	1:37.018	9	39 Graff	LMP2		3:31.451	3:32.292 (11)	
10	F.ALBUQUERQUE	33.403	N.DE VRIES	1:21.041	G.VAN DER GARDE	1:37.200	10	31 DragonSpeed	LMP2		3:31.630	3:32.244 (10)	
11	B.HANLEY	33.404	J.HIRSCHI	1:21.042	P.MALDONADO	1:37.255	11	29 Racing Team Nederland	LMP2		3:31.872	3:32.628 (12)	
12	N.LAPIERRE	33.438	P.CHATIN	1:21.128	R.DUMAS	1:37.488	12	22 United Autosports	LMP2		3:32.242	3:32.242 (9)	
13	P.CHATIN	33.476	V.VAN UITERT	1:21.174	F.ALBUQUERQUE	1:37.571	13	48 IDEC Sport	LMP2		3:32.312	3:32.995 (13)	
14	R.RUSINOV	33.543	G.AUBRY	1:21.218	L.DUVAL	1:37.572	14	30 Duqueine Engineering	LMP2		3:32.638	3:33.426 (15)	
15	P.RAGUES	33.601	N.LAPIERRE	1:21.238	P.CHATIN	1:37.708	15	28 TDS Racing	LMP2		3:32.688	3:33.127 (14)	
16	N.DE VRIES	33.631	F.ALBUQUERQUE	1:21.268	G.AUBRY	1:38.002	16	26 G-Drive Racing	LMP2		3:32.941	3:34.022 (17)	
17	A.BELICCHI	33.640	A.BRUNDLE	1:21.361	R.RUSINOV	1:38.224	17	36 Signatech Alpine Matmut	LMP2		3:33.204	3:34.419 (18)	
18	L.DUVAL	33.641	L.DUVAL	1:21.475	A.BRUNDLE	1:38.383	18	38 Jackie Chan DC Racing	LMP2		3:33.290	3:33.526 (16)	
19	A.BRUNDLE	33.774	N.JAMIN	1:21.549	W.STEVENS	1:38.476	19	32 United Autosports	LMP2		3:33.518	3:34.449 (19)	
20	W.STEVENS	33.787	A.MAINI	1:21.766	N.LAPIERRE	1:38.528	20	23 Panis Barthez Competition	LMP2		3:34.175	3:37.843 (23)	
21	A.PIZZITOLA	33.810	A.PIZZITOLA	1:21.846	A.MAINI	1:38.799	21	43 RLR M Sport/Tower Events	LMP2		3:34.457	3:34.722 (20)	
22	A.MAINI	33.892	W.STEVENS	1:21.912	A.PIZZITOLA	1:38.908	22	25 Algarve Pro Racing	LMP2		3:34.564	3:35.499 (21)	
23	G.AUBRY	34.070	S.FERNAGIOTTO	1:22.124	N.BOULLE	1:39.900	23	47 Cetilar R.Villorba Corse	LMP2		3:36.653	3:38.039 (26)	
24	M.BECHE	34.149	A.FJORDBACH	1:22.667	M.BECHE	1:40.188	24	20 High Class Racing	LMP2		3:37.004	3:37.695 (22)	
25	J.KING	34.547	N.BOULLE	1:22.735	N.MOORE	1:40.282	25	50 Larbre Competition	LMP2		3:37.342	3:37.920 (24)	
26	N.MOORE	34.582	N.MOORE	1:22.846	A.BELICCHI	1:40.889	26	34 Inter Europool Competition	LMP2		3:37.710	3:38.036 (25)	
27	N.BOULLE	34.707	K.TERESCHENKO	1:23.191	K.TERESCHENKO	1:42.169	27	49 ARC Bratislava	LMP2		3:40.731	3:41.907 (27)	
28	K.TERESCHENKO	35.371	J.KING	1:24.319	J.KING	1:44.327	28	37 Jackie Chan DC Racing	LMP2		3:43.193	3:46.125 (28)	
29	B.JOHNSON	36.801	D.SERRA	1:30.025	B.JOHNSON	1:48.056	29	66 Ford Chip Ganassi UK	LMGTE Pro		3:55.255	3:55.728 (30)	
30	S.BIRD	36.900	R.WESTBROOK	1:30.334	K.ESTRE	1:48.163	30	51 AF Corse	LMGTE Pro		3:55.337	3:55.922 (32)	
31	D.SERRA	36.917	S.MÜCKE	1:30.398	H.TINCKNELL	1:48.248	31	63 Corvette Racing	LMGTE Pro		3:55.704	3:55.704 (29)	
32	A.GARCIA	36.919	A.GARCIA	1:30.426	G.BRUNI	1:48.278	32	67 Ford Chip Ganassi UK	LMGTE Pro		3:55.712	3:56.128 (34)	
33	G.BRUNI	36.925	D.MÜLLER	1:30.442	A.GARCIA	1:48.359	33	91 Porsche GT Team	LMGTE Pro		3:55.887	3:55.887 (31)	
34	A.PRIAULX	36.936	M.MOLINA	1:30.482	D.MÜLLER	1:48.392	34	68 Ford Chip Ganassi USA	LMGTE Pro		3:55.906	3:56.930 (38)	
35	P.PILET	36.996	H.TINCKNELL	1:30.528	D.SERRA	1:48.395	35	92 Porsche GT Team	LMGTE Pro		3:55.927	3:56.401 (35)	
36	L.VANTHOOR	37.050	O.GAVIN	1:30.584	P.PILET	1:48.499	36	71 AF Corse	LMGTE Pro		3:56.020	3:56.088 (33)	
37	D.MÜLLER	37.072	G.BRUNI	1:30.684	S.BIRD	1:48.638	37	69 Ford Chip Ganassi USA	LMGTE Pro		3:56.201	3:56.676 (36)	
38	R.WESTBROOK	37.089	L.VANTHOOR	1:30.714	O.GAVIN	1:48.776	38	93 Porsche GT Team	LMGTE Pro		3:56.433	3:56.805 (37)	
39	M.JAMINET	37.168	J.GOUNON	1:30.905	R.WESTBROOK	1:48.778	39	64 Corvette Racing	LMGTE Pro		3:56.538	3:57.323 (39)	
40	O.GAVIN	37.178	E.BAMBER	1:30.938	P.ENG	1:48.912	40	94 Porsche GT Team	LMGTE Pro		3:57.405	3:57.840 (41)	
41	G.FISICHELLA	37.211	M.JAMINET	1:31.135	M.JAMINET	1:49.102	41	81 BMW Team MTEK	LMGTE Pro		3:57.711	3:57.739 (40)	
42	P.ENG	37.292	J.SEGAL	1:31.324	A.FELIX DA COSTA	1:49.131	42	89 Risi Competizione	LMGTE Pro		3:57.805	3:58.032 (42)	
43	J.SEGAL	37.315	M.MARTIN	1:31.348	F.CASTELLACCI	1:49.209	43	82 BMW Team MTEK	LMGTE Pro		3:57.807	3:58.665 (44)	
44	J.KROHN	37.325	A.FARFUS	1:31.351	J.GOUNON	1:49.559	44	54 Spirit of Race	LMGTE Am		3:57.964	3:58.478 (43)	
45	C.LEDOGAR	37.338	S.SØRENSEN	1:31.354	M.LAUDA	1:49.644	45	84 JMW Motorsport	LMGTE Am		3:58.379	3:59.455 (48)	
46	J.GOUNON	37.341	P.ENG	1:31.507	J.SEGAL	1:49.740	46	97 Aston Martin Racing	LMGTE Pro		3:58.807	3:58.807 (45)	
47	J.LANDLAUER	37.422	F.CASTELLACCI	1:31.544	C.LEDOGAR	1:49.748	47	57 Car Guy Racing	LMGTE Am		3:58.984	3:59.625 (49)	
48	M.CRESSONI	37.477	M.CAMPBELL	1:31.799	P.LONG	1:49.901	48	95 Aston Martin Racing	LMGTE Pro		3:59.083	3:59.228 (46)	
49	M.CAIROLI	37.483	M.CRESSONI	1:31.832	M.MARTIN	1:49.903	49	61 Clearwater Racing	LMGTE Am		3:59.430	3:59.430 (47)	
50	P.LONG	37.532	O.BERETTA	1:31.868	O.BERETTA	1:50.013	50	77 Dempsey - Proton Racing	LMGTE Am		3:59.483	4:00.315 (54)	
51	M.MARTIN	37.556	K.COZZOLINO	1:31.898	M.CRESSONI	1:50.121	51	70 MR Racing	LMGTE Am		3:59.578	3:59.931 (51)	
52	M.SØRENSEN	37.574	A.PICCINI	1:31.903	M.SØRENSEN	1:50.155	52	98 Aston Martin Racing	LMGTE Am		3:59.613	3:59.976 (52)	





# FIA WEC

## Official Test - 87<sup>e</sup> Edition des 24 Heures du Mans

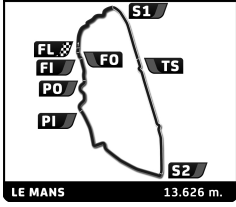
### Test Session



### Best Sector Times

SECTOR 1			SECTOR 2		SECTOR 3		Pos	Team	Cl	Ideal Lap	Best Lap
Pos	Driver	Time	Driver	Time	Driver	Time					
53	85 F.FRAGA	37.676	62 T.VILANDER	1:32.131	77 M.CAMPBELL	1:50.262	53	99 Dempsey - Proton Racing	LMGTE Am	3:59.638	3:59.774 (50)
54	98 P.LAMY	37.679	99 P.LONG	1:32.205	88 M.CAIROLI	1:50.434	54	88 Dempsey - Proton Racing	LMGTE Am	4:00.213	4:00.291 (53)
55	70 O.BERETTA	37.697	98 P.LAMY	1:32.290	78 L.PRETTE	1:50.710	55	60 Kessel Racing	LMGTE Am	4:00.569	4:01.348 (57)
56	56 J.BERGMEISTER	37.698	88 M.CAIROLI	1:32.296	90 E.ALERS-HANKEY	1:50.730	56	78 Proton Competition	LMGTE Am	4:00.771	4:01.117 (55)
57	78 V.ABRIL	37.700	78 V.ABRIL	1:32.361	83 M.GATTING	1:50.731	57	83 Kessel Racing	LMGTE Am	4:00.947	4:01.166 (56)
58	60 A.PICCINI	37.700	85 F.FRAGA	1:32.376	60 A.PICCINI	1:50.966	58	85 Keating Motorsport	LMGTE Am	4:01.305	4:01.933 (58)
59	83 M.GATTING	37.779	83 M.GATTING	1:32.437	56 J.BERGMEISTER	1:51.202	59	90 TF Sport	LMGTE Am	4:01.425	4:02.406 (61)
60	62 T.VILANDER	37.818	86 B.BARKER	1:32.835	85 B.KEATING	1:51.253	60	62 WeatherTech Racing	LMGTE Am	4:01.690	4:02.346 (60)
61	90 E.ALERS-HANKEY	37.822	90 C.EASTWOOD	1:32.873	86 B.BARKER	1:51.705	61	56 Team Project 1	LMGTE Am	4:02.254	4:02.254 (59)
62	86 T.PREINING	38.058	56 J.BERGMEISTER	1:33.354	62 T.VILANDER	1:51.741	62	86 Gulf Racing	LMGTE Am	4:02.598	4:04.758 (62)





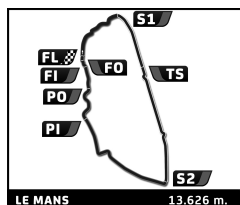
# FIA WEC Official Test - 87<sup>e</sup> Edition des 24 Heures du Mans Test Session Best Specific Sectors



Pos	T6		T7		PORSCHE		FORD		T6+ T7	
	Driver	Time Kph	Driver	Time Kph	Driver	Time Kph	Driver	Time Kph	Driver	Time Kph
1	8 B. HARTLEY	3.116 167.3	8 B. HARTLEY	3.506 255.8	3 N. BERTHON	14.254 260.6	8 B. HARTLEY	6.403 145.4	8 F.ALONSO	6.710 214.1
2	7 M. CONWAY	3.138 166.1	7 M. CONWAY	3.574 250.9	7 M. CONWAY	14.527 255.7	22 P. HANSON	6.433 144.7	7 M.CONWAY	6.771 212.1
3	3 N. BERTHON	3.377 154.4	11 S. VANDOORNE	3.700 242.4	1 B. SENNA	14.756 251.8	39 T. GOMMENDY	6.522 142.7	17 S.SIROTKIN	7.100 202.3
4	1 B. SENNA	3.378 154.3	17 S. SARRAZIN	3.701 242.3	8 B. HARTLEY	14.756 251.8	7 M. CONWAY	6.526 142.6	11 V.PETROV	7.116 201.9
5	17 S. SARRAZIN	3.398 153.4	1 B. SENNA	3.747 239.3	10 B. HANLEY	15.137 245.4	29 G. VAN DER GARDE	6.538 142.4	3 G.MENEZES	7.126 201.6
6	11 S. VANDOORNE	3.402 153.2	3 N. BERTHON	3.749 239.2	31 P. MALDONADO	15.291 243.0	3 N. BERTHON	6.544 142.2	1 B.SENNA	7.129 201.5
7	4 T. DILLMANN	3.437 151.7	10 B. HANLEY	3.767 238.1	39 T. GOMMENDY	15.313 242.6	11 S. VANDOORNE	6.599 141.0	10 B.HANLEY	7.271 197.6
8	10 B. HANLEY	3.504 148.8	4 T. DILLMANN	3.837 233.7	17 S. SARRAZIN	15.322 242.5	1 B. SENNA	6.606 140.9	4 T.DILLMANN	7.274 197.5
9	39 T. GOMMENDY	3.526 147.8	26 R. RUSINOV	3.967 226.1	28 L. DUVAL	15.462 240.3	30 P. RAGUES	6.608 140.9	39 J.HIRSCHI	7.518 191.1
10	22 P. HANSON	3.538 147.3	29 G. VAN DER GARDE	3.968 226.0	4 T. DILLMANN	15.463 240.3	23 R. BINDER	6.648 140.0	29 N.DE VRIES	7.525 190.9
11	26 R. RUSINOV	3.553 146.7	31 P. MALDONADO	3.983 225.1	11 S. VANDOORNE	15.527 239.3	32 R. CULLEN	6.659 139.8	22 P.DI RESTA	7.541 190.5
12	29 G. VAN DER GARDE	3.554 146.7	39 T. GOMMENDY	3.984 225.1	48 P. LAFARGUE	15.582 238.4	17 S. SARRAZIN	6.687 139.2	26 R.RUSINOV	7.543 190.4
13	30 P. RAGUES	3.565 146.2	22 P. HANSON	3.984 225.1	29 G. VAN DER GARDE	15.616 237.9	31 P. MALDONADO	6.690 139.1	31 P.MALDONADO	7.555 190.1
14	31 P. MALDONADO	3.565 146.2	32 R. CULLEN	3.988 224.9	30 P. RAGUES	15.672 237.1	98 P. DALLA LANA	6.699 138.9	30 P.RAGUES	7.560 190.0
15	48 P. CHATIN	3.568 146.1	30 P. RAGUES	3.991 224.7	22 P. HANSON	15.765 235.7	67 A. PRIAULX	6.701 138.9	48 P.CHATIN	7.564 189.9
16	23 R. BINDER	3.597 144.9	20 M. BECHE	3.992 224.6	36 A. NEGRÃO	15.796 235.2	81 P. ENG	6.713 138.7	32 A.BRUNDLER	7.595 189.1
17	47 A. BELICCHI	3.601 144.8	28 L. DUVAL	3.992 224.6	32 R. CULLEN	15.887 233.9	36 A. NEGRÃO	6.727 138.4	23 W.STEVENS	7.599 189.0
18	32 R. CULLEN	3.607 144.5	38 S. RICHELMI	3.992 224.6	43 A. MAINI	15.906 233.6	28 L. DUVAL	6.728 138.3	28 L.DUVAL	7.621 188.5
19	28 L. DUVAL	3.619 144.0	25 J. FRENCH	3.994 224.5	25 J. FRENCH	15.928 233.2	66 O. PLA	6.740 138.1	38 S.RICHELMI	7.623 188.4
20	34 J. SMIECHOWSKI	3.623 143.9	48 P. CHATIN	3.996 224.4	26 R. RUSINOV	15.968 232.7	48 P. CHATIN	6.743 138.0	25 J.FRENCH	7.624 188.4
21	20 M. BECHE	3.626 143.8	23 R. BINDER	4.002 224.1	38 S. RICHELMI	16.030 231.8	26 R. RUSINOV	6.748 137.9	20 M.BECHE	7.636 188.1
22	25 J. FRENCH	3.630 143.6	43 A. MAINI	4.013 223.5	23 R. BINDER	16.156 230.0	82 A. FELIX DA COSTA	6.753 137.8	47 A.BELICCHI	7.640 188.0
23	38 S. RICHELMI	3.631 143.6	36 A. NEGRÃO	4.025 222.8	47 A. BELICCHI	16.186 229.5	91 F. MAKOWIECKI	6.753 137.8	43 A.MAINI	7.657 187.6
24	43 A. MAINI	3.638 143.3	49 K. TERESCHENKO	4.032 222.4	20 M. BECHE	16.231 228.9	38 S. RICHELMI	6.760 137.7	36 N.LAPIERRE	7.672 187.2
25	50 R. RICCI	3.639 143.2	50 R. RICCI	4.034 222.3	50 R. RICCI	16.326 227.6	57 K. COZZOLINO	6.769 137.5	50 N.BOULLE	7.676 187.1
26	36 A. NEGRÃO	3.647 142.9	34 J. SMIECHOWSKI	4.037 222.1	34 J. SMIECHOWSKI	16.608 223.7	10 B. HANLEY	6.774 137.4	34 N.MOORE	7.689 186.8
27	D. HEINEMIER-HANSSON	3.734 139.6	47 A. BELICCHI	4.038 222.1	49 K. TERESCHENKO	17.096 217.3	4 T. DILLMANN	6.790 137.1	49 H.ENQVIST	7.778 184.7
28	49 K. TERESCHENKO	3.746 139.2	37 D. HEINEMIER-HANSSON	4.052 221.3	37 D. HEINEMIER-HANSSON	17.355 214.1	69 R. WESTBROOK	6.834 136.2	37 J.KING	7.786 184.5
29	67 A. PRIAULX	3.805 137.0	63 A. GARCIA	4.434 202.2	66 O. PLA	17.677 210.2	97 R. GUNN	6.841 136.1	71 S.BIRD	8.260 173.9
30	69 R. WESTBROOK	3.810 136.8	71 S. BIRD	4.440 202.0	82 A. FELIX DA COSTA	18.061 205.7	51 A. PIER GUIDI	6.844 136.0	63 M.ROCKENFELLER	8.268 173.7
31	71 S. BIRD	3.820 136.5	51 A. PIER GUIDI	4.453 201.4	81 P. ENG	18.066 205.6	68 J. HAND	6.846 136.0	51 A.PIER GUIDI	8.276 173.6
32	51 A. PIER GUIDI	3.822 136.4	64 T. MILNER	4.463 200.9	67 A. PRIAULX	18.119 205.0	47 A. BELICCHI	6.847 135.9	67 A.PRIAULX	8.299 173.1
33	84 J. SEGAL	3.824 136.3	67 A. PRIAULX	4.473 200.5	93 N. TANDY	18.140 204.8	92 L. VANTHOOR	6.853 135.8	69 R.BRISCOE	8.307 172.9
34	66 O. PLA	3.831 136.1	69 R. WESTBROOK	4.480 200.2	92 L. VANTHOOR	18.185 204.3	25 J. FRENCH	6.862 135.6	66 O.PLA	8.331 172.4
35	63 A. GARCIA	3.834 136.0	93 N. TANDY	4.488 199.8	68 J. HAND	18.273 203.3	20 M. BECHE	6.873 135.4	84 J.SEGAL	8.332 172.4
36	82 A. FELIX DA COSTA	3.849 135.4	89 P. DERANI	4.492 199.6	94 M. JAMINET	18.283 203.2	90 E. ALERS-HANKEY	6.874 135.4	93 P.PILET	8.344 172.1
37	94 M. JAMINET	3.851 135.4	97 R. GUNN	4.499 199.3	98 P. DALLA LANA	18.316 202.8	63 A. GARCIA	6.886 135.0	94 M.JAMINET	8.352 172.0
38	68 J. HAND	3.853 135.3	68 J. HAND	4.499 199.3	63 A. GARCIA	18.332 202.7	78 L. PRETTE	6.913 134.6	68 D.MÜLLER	8.361 171.8
39	93 N. TANDY	3.856 135.2	66 O. PLA	4.500 199.3	91 F. MAKOWIECKI	18.349 202.5	64 T. MILNER	6.915 134.6	89 J.GOUNON	8.368 171.7
40	54 F. CASTELLACCI	3.864 134.9	94 M. JAMINET	4.501 199.2	51 A. PIER GUIDI	18.389 202.0	93 N. TANDY	6.927 134.4	54 G.FISCHELLA	8.369 171.6
41	95 D. TURNER	3.866 134.8	54 F. CASTELLACCI	4.502 199.2	69 R. WESTBROOK	18.400 201.9	62 T. VILANDER	6.931 134.3	64 O.GAVIN	8.370 171.6
42	81 P. ENG	3.868 134.8	91 F. MAKOWIECKI	4.504 199.1	90 E. ALERS-HANKEY	18.443 201.4	54 F. CASTELLACCI	6.937 134.2	91 G.BRUNI	8.381 171.4
43	89 P. DERANI	3.876 134.5	92 L. VANTHOOR	4.506 199.0	77 C. RIED	18.464 201.2	99 N. JÖNSSON	6.947 134.0	95 M.SØRENSEN	8.384 171.3
44	91 F. MAKOWIECKI	3.877 134.5	84 J. SEGAL	4.508 198.9	84 J. SEGAL	18.465 201.2	56 J. BERGMEISTER	6.950 133.9	97 R.GUNN	8.390 171.2
45	77 C. RIED	3.884 134.2	95 D. TURNER	4.518 198.5	88 M. CAIROLI	18.491 200.9	34 J. SMIECHOWSKI	6.960 133.7	92 L.VANTHOOR	8.403 170.9
46	97 R. GUNN	3.886 134.1	60 A. PICCINI	4.528 198.0	54 F. CASTELLACCI	18.516 200.6	94 M. JAMINET	6.965 133.6	81 N.CATSBURG	8.411 170.8
47	92 L. VANTHOOR	3.886 134.1	81 P. ENG	4.543 197.4	71 S. BIRD	18.538 200.4	71 S. BIRD	6.991 133.1	82 A.FARFUS	8.421 170.6
48	64 T. MILNER	3.892 133.9	77 C. RIED	4.545 197.3	70 O. BERETTA	18.540 200.4	61 M. GRIFFIN	6.995 133.1	77 J.ANDLAUER	8.429 170.4
49	57 K. COZZOLINO	3.894 133.9	57 K. COZZOLINO	4.546 197.3	57 K. COZZOLINO	18.548 200.3	50 R. RICCI	7.003 132.9	57 K.COZZOLINO	8.440 170.2
50	83 R. FREY	3.902 133.6	78 L. PRETTE	4.551 197.0	64 T. MILNER	18.552 200.3	95 D. TURNER	7.034 132.3	60 A.PICCINI	8.450 170.0
51	85 J. BLEEKEMOLEN	3.905 133.5	56 J. BERGMEISTER	4.551 197.0	86 B. BARKER	18.626 199.5	85 J. BLEEKEMOLEN	7.053 132.0	78 L.PRETTE	8.458 169.8
52	98 P. DALLA LANA	3.906 133.5	83 R. FREY	4.553 197.0	99 N. JÖNSSON	18.652 199.2	70 O. BERETTA	7.054 132.0	56 J.BERGMEISTER	8.461 169.8
53	78 L. PRETTE	3.907 133.4	61 M. GRIFFIN	4.560 196.7	97 R. GUNN	18.659 199.1	89 P. DERANI	7.058 131.9	83 M.GATTING	8.462 169.7
54	56 J. BERGMEISTER	3.910 133.3	82 A. FELIX DA COSTA	4.562 196.6	85 J. BLEEKEMOLEN	18.660 199.1	88 M. CAIROLI	7.069 131.7	85 F.FRAGA	8.478 169.4
55	99 N. JÖNSSON	3.912 133.3	99 N. JÖNSSON	4.566 196.4	61 M. GRIFFIN	18.688 198.8	37 D. HEINEMIER-HANSSON	7.079 131.5	99 P.LONG	8.481 169.4
56	61 M. GRIFFIN	3.921 132.9	62 T. VILANDER	4.568 196.3	95 D. TURNER	18.689 198.8	77 C. RIED	7.109 130.9	61 L.PEREZ-COMPANC	8.496 169.1







# FIA WEC

## Official Test - 87<sup>e</sup> Edition des 24 Heures du Mans

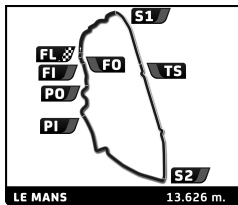
### After Test Session



### Event maximum speed

No Team	Car	Class	Driver	Top Speed	Lap	Session
11 SMP Racing	BR Engineering BR1 - AER	LMP1	Stoffel VANDOORNE	350.1	5	Test Session
17 SMP Racing	BR Engineering BR1 - AER	LMP1	Stéphane SARRAZIN	349.0	37	Test Session
1 Rebellion Racing	Rebellion R13 - Gibson	LMP1	André LOTTERER	339.1	14	Test Session
10 DragonSpeed	BR Engineering BR1 - Gibson	LMP1	Ben HANLEY	339.1	7	Test Session
3 Rebellion Racing	Rebellion R13 - Gibson	LMP1	Thomas LAURENT	338.1	30	Test Session
26 G-Drive Racing	Aurus 01 - Gibson	LMP2	Roman RUSINOV	332.9	39	Test Session
22 United Autosports	Ligier JSP217 - Gibson	LMP2	Filipe ALBUQUERQUE	331.8	39	Test Session
32 United Autosports	Ligier JSP217 - Gibson	LMP2	Alex BRUNDLE	331.8	34	Test Session
38 Jackie Chan DC Racing	Oreca 07 - Gibson	LMP2	Ho-Pin TUNG	331.8	9	Test Session
4 Bykolles Racing Team	Enso CLM P1/01 - Nismo	LMP1	Oliver WEBB	331.8	29	Test Session
31 DragonSpeed	Oreca 07 - Gibson	LMP2	Roberto GONZALEZ	330.8	30	Test Session
28 TDS Racing	Oreca 07 - Gibson	LMP2	Loïc DUVAL	329.8	5	Test Session
36 Signatech Alpine Matmut	Alpine A470 - Gibson	LMP2	André NEGRÃO	329.8	4	Test Session
8 Toyota Gazoo Racing	Toyota TS050 - Hybrid	LMP1 H	Kazuki NAKAJIMA	329.8	26	Test Session
29 Racing Team Nederland	Dallara P217 Gibson	LMP2	Nyck DE VRIES	328.8	35	Test Session
37 Jackie Chan DC Racing	Oreca 07 - Gibson	LMP2	Jordan KING	327.8	6	Test Session
49 ARC Bratislava	Ligier JSP217 - Gibson	LMP2	Henning ENQVIST	327.8	20	Test Session
50 Larbre Competition	Ligier JSP217 - Gibson	LMP2	Erwin CREED	327.8	17	Test Session
20 High Class Racing	Oreca 07 - Gibson	LMP2	Mathias BECHE	326.8	4	Test Session
23 Panis Barthez Competition	Ligier JSP217 - Gibson	LMP2	René BINDER	326.8	5	Test Session
39 Graff	Oreca 07 - Gibson	LMP2	Vincent CAPILLAIRE	326.8	28	Test Session
48 IDEC Sport	Oreca 07 - Gibson	LMP2	Paul Loup CHATIN	326.8	22	Test Session
7 Toyota Gazoo Racing	Toyota TS050 - Hybrid	LMP1 H	Jose Maria LOPEZ	326.8	11	Test Session
30 Duqueine Engineering	Oreca 07 - Gibson	LMP2	Pierre RAGUES	325.8	4	Test Session
47 Cetilar R.Villorba Corse	Dallara P217 - Gibson	LMP2	Giorgio SERNAGIOTTO	325.8	37	Test Session
25 Algarve Pro Racing	Oreca 07 - Gibson	LMP2	Andrea PIZZITOLA	324.9	33	Test Session
34 Inter Europol Competition	Ligier JSP217 - Gibson	LMP2	Jakub SMIECHOWSKI	324.9	33	Test Session
43 RLR M Sport/Tower Events	Oreca 07 - Gibson	LMP2	John FARANO	324.9	24	Test Session
51 AF Corse	Ferrari 488 GTE EVO	LMGTE Pro	Alessandro PIER GUIDI	296.4	15	Test Session
64 Corvette Racing	Chevrolet Corvette C7.R	LMGTE Pro	Marcel FÄSSLER	296.4	26	Test Session
71 AF Corse	Ferrari 488 GTE EVO	LMGTE Pro	Davide RIGON	296.4	22	Test Session
66 Ford Chip Ganassi UK	Ford GT	LMGTE Pro	Stefan MÜCKE	295.6	24	Test Session
63 Corvette Racing	Chevrolet Corvette C7.R	LMGTE Pro	Jan MAGNUSSEN	294.8	42	Test Session
97 Aston Martin Racing	Aston Martin Vantage AMR	LMGTE Pro	Jonathan ADAM	294.8	35	Test Session
67 Ford Chip Ganassi UK	Ford GT	LMGTE Pro	Jonathan BOMARITO	294.0	31	Test Session
68 Ford Chip Ganassi USA	Ford GT	LMGTE Pro	Dirk MÜLLER	293.2	20	Test Session
69 Ford Chip Ganassi USA	Ford GT	LMGTE Pro	Ryan BRISCOE	293.2	18	Test Session
95 Aston Martin Racing	Aston Martin Vantage AMR	LMGTE Pro	Marco SØRENSEN	293.2	25	Test Session
60 Kessel Racing	Ferrari F488 GTE	LMGTE Am	Andrea PICCINI	292.4	13	Test Session
85 Keating Motorsport	Ford GT	LMGTE Am	Ben KEATING	292.4	14	Test Session
89 Risi Competizione	Ferrari 488 GTE EVO	LMGTE Pro	Pipo DERANI	292.4	8	Test Session
91 Porsche GT Team	Porsche 911 RSR	LMGTE Pro	Frédéric MAKOWIECKI	292.4	13	Test Session
92 Porsche GT Team	Porsche 911 RSR	LMGTE Pro	Laurens VANTHOOR	291.6	21	Test Session
93 Porsche GT Team	Porsche 911 RSR	LMGTE Pro	Nicholas TANDY	291.6	2	Test Session
94 Porsche GT Team	Porsche 911 RSR	LMGTE Pro	Mathieu JAMINET	291.6	11	Test Session
57 Car Guy Racing	Ferrari F488 GTE	LMGTE Am	Kei COZZOLINO	290.8	12	Test Session
70 MR Racing	Ferrari F488 GTE	LMGTE Am	Olivier BERETTA	290.8	40	Test Session
54 Spirit of Race	Ferrari F488 GTE	LMGTE Am	Thomas FLOHR	290.0	31	Test Session
62 WeatherTech Racing	Ferrari F488 GTE	LMGTE Am	Toni VILANDER	289.3	6	Test Session
83 Kessel Racing	Ferrari F488 GTE	LMGTE Am	Michelle GATTING	289.3	14	Test Session
98 Aston Martin Racing	Aston Martin Vantage	LMGTE Am	Pedro LAMY	289.3	35	Test Session
61 Clearwater Racing	Ferrari F488 GTE	LMGTE Am	Luis PEREZ-COMPANC	288.5	26	Test Session
84 JMW Motorsport	Ferrari F488 GTE	LMGTE Am	Jeffrey SEGAL	288.5	35	Test Session
77 Dempsey - Proton Racing	Porsche 911 RSR	LMGTE Am	Julien ANDLAUER	286.9	14	Test Session
78 Proton Competition	Porsche 911 RSR	LMGTE Am	Louis PRETTE	286.9	34	Test Session
86 Gulf Racing	Porsche 911 RSR	LMGTE Am	Benjamin BARKER	286.9	3	Test Session
99 Dempsey - Proton Racing	Porsche 911 RSR	LMGTE Am	Tracy KROHN	286.9	23	Test Session
56 Team Project 1	Porsche 911 RSR	LMGTE Am	Jörg BERGMEISTER	285.4	11	Test Session
81 BMW Team MTEK	BMW M8 GTE	LMGTE Pro	Nicky CATSBURG	285.4	5	Test Session
82 BMW Team MTEK	BMW M8 GTE	LMGTE Pro	Augusto FARFUS	285.4	18	Test Session





## FIA WEC

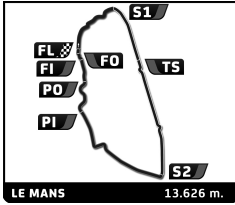
Official Test - 87<sup>e</sup> Edition des 24 Heures du Mans  
After Test Session



Event maximum speed

No	Team	Car	Class	Driver	Top Speed	Lap	Session
88	Dempsey - Proton Racing	Porsche 911 RSR	LMGTE Am	Satoshi HOSHINO	<b>285.4</b>	10	Test Session
90	TF Sport	Aston Martin Vantage	LMGTE Am	Salih YOLUC	<b>283.9</b>	31	Test Session





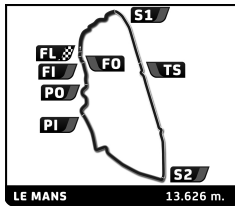
**FIA WEC**  
 Official Test - 87<sup>e</sup> Edition des 24 Heures du Mans  
 Test Session



Fastest Lap Sequence

Practice Time	No	Team	Car	Class	Driver	Time	Kph	Lap
7:19.963	7	Toyota Gazoo Racing	Toyota TS050 - Hybrid	LMP1 H	Mike CONWAY	<b>3:31.104</b>	232.4	2
10:48.592	7	Toyota Gazoo Racing	Toyota TS050 - Hybrid	LMP1 H	Mike CONWAY	<b>3:28.629</b>	235.1	3
10:54.733	8	Toyota Gazoo Racing	Toyota TS050 - Hybrid	LMP1 H	Brendon HARTLEY	<b>3:27.138</b>	236.8	3
14:12.503	7	Toyota Gazoo Racing	Toyota TS050 - Hybrid	LMP1 H	Mike CONWAY	<b>3:23.911</b>	240.6	4
29:22.574	7	Toyota Gazoo Racing	Toyota TS050 - Hybrid	LMP1 H	Jose Maria LOPEZ	<b>3:23.438</b>	241.1	2
39:37.020	7	Toyota Gazoo Racing	Toyota TS050 - Hybrid	LMP1 H	Jose Maria LOPEZ	<b>3:22.027</b>	242.8	5
3:40:37.981	8	Toyota Gazoo Racing	Toyota TS050 - Hybrid	LMP1 H	Sébastien BUEMI	<b>3:21.875</b>	243.0	12





# FIA WEC

## Official Test - 87<sup>e</sup> Edition des 24 Heures du Mans

### Test Session

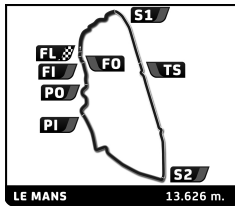
## Sector Analysis



■ Personal Best ■ Session Best B Crossing the finish line in pit lane

Lap	D	Time	Sector 1	Sector 2	Sector 3	T. Spd	Elapsed	Lap	D	Time	Sector 1	Sector 2	Sector 3	T. Spd	Elapsed
<b>1</b> <b>Rebellion Racing</b> 1.Neel JANI 3.Bruno SENNA Rebellion R13 - Gibson LMP1 2.André LOTTERER								<b>11</b> 2 3:30.036 32.736 1:20.690 1:36.610 316.3 1:10:13.137 <b>12</b> 2 3:26.676 32.625 1:18.940 1:35.111 334.9 1:13:39.813 <b>13</b> 2 3:33.928 32.646 1:20.373 1:40.909 336.0 1:17:13.741 <b>14</b> 2 3:37.490B 34.226 1:19.209 1:44.055 333.9 1:20:51.231 <b>15</b> 2 12:30.002 7:43.699 1:20.649 3:25.654 332.9 1:33:21.233 <b>16</b> 2 4:04.888 1:02.504 1:23.485 1:38.899 331.8 1:37:26.121 <b>17</b> 2 3:32.952 33.800 1:20.595 1:38.557 322.9 1:40:59.073 <b>18</b> 2 3:31.422 33.359 1:19.793 1:38.270 333.9 1:44:30.495 <b>19</b> 2 3:29.271 33.029 1:19.293 1:36.949 334.9 1:47:59.766 <b>20</b> 2 3:38.839B 33.442 1:20.893 1:44.504 320.1 1:51:38.605 <b>21</b> 1 19:25.173 ... 1:20.138 1:36.615 326.8 2:11:03.778 <b>22</b> 1 3:34.557 33.495 1:18.924 1:42.138 336.0 2:14:38.335 <b>23</b> 1 4:00.192 1:06.132 1:19.257 1:34.803 336.0 2:18:38.527 <b>24</b> 1 3:40.194B 33.099 1:19.509 1:47.586 322.9 2:22:18.721 <b>25</b> 1 4:34.209 1:35.317 1:19.701 1:39.191 334.9 2:26:52.930 <b>26</b> 1 4:40.346 32.613 1:17.821 2:49.912 333.9 2:31:33.276 <b>27</b> 1 3:29.396B 32.383 1:17.620 1:39.393 336.0 2:35:02.672 <b>28</b> 1 18:48.860 ... 1:19.014 2:09.568 329.8 2:53:51.532 <b>29</b> 1 3:27.031 32.641 1:17.613 1:36.777 336.0 2:57:18.563 <b>30</b> 1 3:24.678 <b>32.132</b> 1:17.634 1:34.912 338.1 3:00:43.241 <b>31</b> 1 3:29.414B 32.393 <b>1:17.570</b> 1:39.451 336.0 3:04:12.655 <b>32</b> 3 5:02.789 2:09.138 1:18.737 1:34.914 336.0 3:09:15.444 <b>33</b> 3 3:26.035 33.214 1:18.989 1:33.832 333.9 3:12:41.479 <b>34</b> 3 3:32.599B 32.593 1:18.695 1:41.311 337.0 3:16:14.078 <b>35</b> 3 8:59.234 6:03.268 1:21.556 1:34.410 331.8 3:25:13.312 <b>36</b> 3 3:33.149B 32.462 1:19.002 1:41.685 334.9 3:28:46.461 <b>37</b> 3 10:36.240 7:43.628 1:18.557 1:34.055 331.8 3:39:22.701 <b>38</b> 3 3:25.866 32.721 1:19.651 1:33.494 334.9 3:42:48.567 <b>39</b> 3 3:37.287 32.475 1:19.523 1:45.289 338.1 3:46:25.854 <b>40</b> 3 3:30.864 32.516 1:18.433 1:39.915 334.9 3:49:56.718 <b>41</b> 3 4:37.458 32.752 1:20.016 2:44.690 336.0 3:54:34.176 <b>42</b> 3 <b>3:23.926</b> 32.420 1:18.217 1:33.289 333.9 3:57:58.102 <b>43</b> 3 3:24.404 33.810 1:17.943 <b>1:32.651</b> 334.9 4:01:22.506							
<b>3</b> <b>Rebellion Racing</b> 1.Thomas LAURENT 3.Gustavo MENEZES Rebellion R13 - Gibson LMP1 2.Nathanaël BERTHON								<b>4</b> <b>Bykolles Racing Team</b> 1.Tom DILLMANN 3.Paolo RUBERTI Enso CLM P1/01 - Nismo LMP1 2.Oliver WEBB							
<b>1</b> 2 9:35.841 6:26.805 1:25.092 1:43.944 245.9 9:35.841 <b>2</b> 2 3:34.212 33.490 1:21.276 1:39.446 333.9 13:10.053 <b>3</b> 2 3:44.365B 33.048 1:23.711 1:47.606 298.0 16:54.418 <b>4</b> 1 15:39.412 ... 1:22.428 1:38.664 322.0 32:33.830 <b>5</b> 1 3:27.354 32.751 1:18.823 1:35.780 334.9 36:01.184 <b>6</b> 1 3:34.811B 32.944 1:18.015 1:43.852 334.9 39:35.995 <b>7</b> 3 11:51.524 8:50.847 1:22.361 1:38.316 328.8 51:27.519 <b>8</b> 3 3:32.984 34.215 1:22.405 1:36.364 333.9 55:00.503 <b>9</b> 3 3:34.387B 33.451 1:18.561 1:42.375 333.9 58:34.890 <b>10</b> 2 8:08.211 5:06.281 1:23.035 1:38.895 298.8 1:06:43.101								<b>1</b> 1 4:08.813B 45.703 1:28.048 1:55.062 263.2 4:08.813 <b>2</b> 1 15:09.988 ... 1:25.052 1:41.873 300.5 19:18.801 <b>3</b> 1 3:40.752 34.966 1:24.842 1:40.944 321.0 22:59.553 <b>4</b> 1 3:41.381 34.310 1:23.557 1:43.514 322.9 26:40.934 <b>5</b> 1 3:35.677 34.242 1:22.018 1:39.417 322.9 30:16.611 <b>6</b> 1 3:35.683 33.651 1:21.357 1:40.675 323.9 33:52.294 <b>7</b> 1 3:42.933B 33.594 1:21.404 1:47.935 324.9 37:35.227 <b>8</b> 1 29:28.648 ... 1:22.314 1:41.648 321.0 1:07:03.875 <b>9</b> 1 3:36.234 35.239 1:22.365 1:38.630 323.9 1:10:40.109 <b>10</b> 1 3:34.787 35.474 1:21.159 1:38.154 327.8 1:14:14.896 <b>11</b> 1 3:30.512 33.044 1:20.682 1:36.786 323.9 1:17:45.408 <b>12</b> 1 3:39.987B 33.489 1:20.596 1:45.902 325.8 1:21:25.395 <b>13</b> 1 29:36.708 ... 1:22.628 1:44.365 321.0 1:51:02.103 <b>14</b> 1 3:47.478B <b>32.617</b> 1:19.825 1:55.036 325.8 1:54:49.581 <b>15</b> 1 15:53.405 ... 1:22.106 1:39.726 317.2 2:10:42.986 <b>16</b> 1 3:36.932 32.917 1:20.127 1:43.888 325.8 2:14:19.918 <b>17</b> 1 4:03.864 1:02.665 <b>1:19.668</b> 1:41.531 325.8 2:18:23.782 <b>18</b> 1 3:35.826 32.627 1:19.712 1:43.487 326.8 2:21:59.608 <b>19</b> 1 3:50.065B 35.893 1:22.502 1:51.670 324.9 2:25:49.673 <b>20</b> 2 15:57.064 ... 1:26.611 1:40.784 265.8 2:41:46.737 <b>21</b> 2 3:33.501 33.411 1:21.668 1:38.422 325.8 2:45:20.238							





# FIA WEC

## Official Test - 87<sup>e</sup> Edition des 24 Heures du Mans

### Test Session

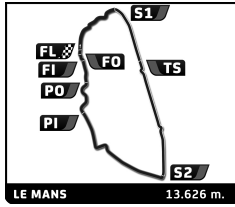
### Sector Analysis



■ Personal Best ■ Session Best B Crossing the finish line in pit lane

Lap	D	Time	Sector 1	Sector 2	Sector 3	T. Spd	Elapsed	Lap	D	Time	Sector 1	Sector 2	Sector 3	T. Spd	Elapsed
22	2	3:35.703	34.931	1:22.105	1:38.667	314.5	2:48:55.941	41	1	3:24.629	32.360	1:17.676	1:34.593	311.8	3:01:30.856
23	2	4:31.345 B	35.272	1:22.679	2:33.394	328.8	2:53:27.286	42	1	3:25.439	32.314	1:19.209	1:33.916	296.4	3:04:56.295
24	2	12:15.696	9:09.489	1:22.897	1:43.310	325.8	3:05:42.982	43	1	3:24.981	33.440	1:18.916	1:32.625	316.3	3:08:21.276
25	2	3:46.213 B	34.289	1:21.702	1:50.222	328.8	3:09:29.195	44	1	3:24.859	33.720	1:17.754	1:33.385	319.1	3:11:46.135
26	2	8:12.252	5:07.710	1:23.013	1:41.529	324.9	3:17:41.447	45	1	3:22.589	32.354	1:16.749	1:33.486	312.7	3:15:08.724
27	2	3:34.714	34.210	1:21.014	1:39.490	328.8	3:21:16.161	46	1	3:31.627 B	34.426	1:18.204	1:38.997	307.3	3:18:40.351
28	2	3:35.513	34.237	1:20.890	1:40.386	327.8	3:24:51.674	47	2	6:00.439	3:05.898	1:18.833	1:35.708	321.0	3:24:40.790
29	2	3:41.775 B	33.888	1:20.019	1:47.868	331.8	3:28:33.449	48	2	3:27.929	32.985	1:18.037	1:36.907	310.0	3:28:08.719
30	3	9:02.787	5:56.260	1:24.501	1:42.026	323.9	3:37:36.236	49	2	3:28.567	33.068	1:17.693	1:37.806	321.0	3:31:37.286
31	3	3:38.779	34.700	1:21.852	1:42.227	327.8	3:41:15.015	50	2	3:27.023	34.169	1:17.913	1:34.941	301.3	3:35:04.309
32	3	6:17.872 B	34.641	1:22.585	4:20.646	328.8	3:47:32.887	51	2	3:24.806	33.129	1:18.239	1:33.438	322.0	3:38:29.115
33	1	8:10.198	5:11.112	1:21.611	1:37.475	324.9	3:55:43.085	52	2	3:24.982	32.791	1:17.456	1:34.735	322.0	3:41:54.097
34	1	3:30.166	33.079	1:20.484	1:36.603	315.4	3:59:13.251	53	2	3:35.682	32.289	1:16.988	1:46.405	314.5	3:45:29.779
35	1	3:46.708 B	34.920	1:21.591	1:50.197	327.8	4:02:59.959	54	2	3:25.651	33.092	1:16.923	1:35.636	314.5	3:48:55.430
<b>7</b>		<b>Toyota Gazoo Racing</b>					Toyota TS050 - Hybrid								
		1. Mike CONWAY		3. Jose Maria LOPEZ		LMP1 - H									
		2. Kamui KOBAYASHI		4. Brendon HARTLEY											
1	1	3:48.859	45.092	1:22.462	1:41.305	318.2	3:48.859	55	2	4:46.732 B	32.650	1:18.004	2:56.078	319.1	3:53:42.162
2	1	3:31.104	33.335	1:19.636	1:38.133		7:19.963	56	2	7:41.070 B	4:32.090	1:21.675	1:47.305	320.1	4:01:23.232
3	1	3:28.629	33.399	1:18.881	1:36.349	308.2	10:48.592	1	4	3:53.722	39.288	1:22.564	1:51.870	316.3	3:53.722
4	1	3:23.911	32.330	1:18.179	1:33.402	310.9	14:12.503	2	4	3:33.873	34.385	1:22.585	1:36.903	296.4	7:27.595
5	1	3:28.675	32.604	1:22.848	1:33.223	319.1	17:41.178	3	4	3:27.138	33.067	1:19.592	1:34.479	302.2	10:54.733
6	1	3:36.063 B	32.318	1:23.952	1:39.793	270.4	21:17.241	4	4	3:29.338	32.795	1:18.674	1:37.869	302.2	14:24.071
7	3	4:41.895	1:47.818	1:19.073	1:35.004	302.2	25:59.136	5	4	3:38.783 B	33.174	1:20.961	1:44.648	307.3	18:02.854
8	3	3:23.438	32.706	1:17.872	1:32.860	303.9	29:22.574	6	2	20:04.431	...	1:25.970	1:40.792	319.1	38:07.285
9	3	3:25.920	32.391	1:17.278	1:36.251	311.8	32:48.494	7	2	3:26.102	33.086	1:18.884	1:34.132	308.2	41:33.387
10	3	3:26.499	32.796	1:18.922	1:34.781	310.9	36:14.993	8	2	3:24.429	32.373	1:18.184	1:33.872	310.9	44:57.816
11	3	3:22.027	32.291	1:17.145	1:32.591	326.8	39:37.020	9	2	3:23.352	32.810	1:17.551	1:32.991	308.2	48:21.168
12	3	3:31.673 B	32.309	1:17.943	1:41.421	320.1	43:08.693	10	2	3:23.690	32.411	1:17.288	1:33.991	309.1	51:44.858
13	2	5:20.009	2:20.939	1:21.591	1:37.479	265.1	48:28.702	11	2	3:37.605 B	32.786	1:19.151	1:45.668	310.9	55:22.463
14	2	3:25.617	32.991	1:18.212	1:34.414	311.8	51:54.319	12	1	4:52.761	1:57.097	1:19.755	1:35.909	307.3	1:00:15.224
15	2	3:30.829	33.117	1:18.260	1:39.452	325.8	55:25.148	13	1	3:30.295	33.709	1:18.440	1:38.146	301.3	1:03:45.519
16	2	3:31.442	32.868	1:19.353	1:39.221	312.7	58:56.590	14	1	3:27.263	33.031	1:18.209	1:36.023	303.0	1:07:12.782
17	2	3:25.186	33.039	1:17.661	1:34.486	313.6	1:02:21.776	15	1	3:26.539	32.840	1:18.614	1:35.085	305.6	1:10:39.321
18	2	3:41.928 B	33.747	1:22.772	1:45.409	310.9	1:06:03.704	16	1	3:34.378 B	34.504	1:18.984	1:40.890	316.3	1:14:13.699
19	2	14:54.868	...	1:20.139	1:35.379	325.8	1:20:58.572	17	3	10:20.843	7:21.011	1:21.494	1:38.338	316.3	1:24:34.542
20	2	3:28.890	32.969	1:18.363	1:37.558	315.4	1:24:27.462	18	3	3:23.350	32.492	1:17.473	1:33.385	311.8	1:27:57.892
21	2	3:27.717	32.862	1:18.153	1:36.702	307.3	1:27:55.179	19	3	5:09.758	33.571	1:19.392	3:16.795	325.8	1:33:07.650
22	2	5:09.080	33.594	1:19.510	3:15.976	319.1	1:33:04.259	20	3	4:03.982	1:07.595	1:19.010	1:37.377	326.8	1:37:11.632
23	2	4:04.572	1:10.036	1:19.239	1:35.297	325.8	1:37:08.831	21	3	3:25.644	32.116	1:17.734	1:35.794	311.8	1:40:37.276
24	2	3:33.130 B	32.682	1:19.089	1:41.359	316.3	1:40:41.961	22	3	3:34.334 B	32.031	1:17.732	1:44.571	310.0	1:44:11.610
25	3	4:54.690	1:58.778	1:20.638	1:35.274	325.8	1:45:36.651	23	2	4:54.137	1:59.314	1:18.193	1:36.630	324.9	1:49:05.747
26	3	3:26.214	32.728	1:17.269	1:36.217	316.3	1:49:02.865	24	2	3:27.496	34.261	1:17.474	1:35.761	320.1	1:52:33.243
27	3	3:23.984	32.591	1:17.118	1:34.275	313.6	1:52:26.849	25	2	6:17.432 B	32.595	1:17.821	4:27.016	316.3	1:58:50.675
28	3	6:21.279 B	32.277	1:18.105	4:30.897	310.9	1:58:48.128	26	2	14:08.088	...	1:19.503	1:44.411	329.8	2:12:58.763
29	3	18:43.871	...	1:18.650	1:36.058	326.8	2:17:31.999	27	2	4:06.162	1:04.502	1:25.279	1:36.381	326.8	2:17:04.925
30	3	3:23.574	32.728	1:18.206	1:32.640	312.7	2:20:55.573	28	2	3:23.994	32.649	1:18.317	1:33.028	321.0	2:20:28.919
31	3	3:22.233	32.833	1:17.901	1:32.499	319.1	2:24:17.806	29	2	3:23.268	33.281	1:17.471	1:32.516	320.1	2:23:52.187
32	3	3:24.305	32.741	1:16.995	1:34.569	313.6	2:27:42.111	30	2	3:27.383	33.925	1:18.456	1:35.002	324.9	2:27:19.570
33	3	4:39.905	32.171	1:18.550	2:49.184	315.4	2:32:22.016	31	2	4:54.989 B	33.913	1:20.869	3:00.207	324.9	2:32:14.559
34	3	3:26.851	32.545	1:18.787	1:35.519	315.4	2:35:48.867	32	3	4:37.365	1:42.962	1:18.090	1:36.313	322.0	2:36:51.924
35	3	3:29.512 B	32.875	1:17.306	1:39.331	310.9	2:39:18.379	33	3	3:29.851	32.586	1:21.230	1:36.035	294.8	2:40:21.775
36	1	4:26.850	1:35.061	1:17.793	1:33.996	325.8	2:43:45.229	34	3	3:28.144	33.751	1:20.297	1:34.096	321.0	2:43:49.919
37	1	3:25.240	33.022	1:17.786	1:34.432	315.4	2:47:10.469	35	3	3:23.517	32.246	1:16.959	1:34.312	311.8	2:47:13.436
38	1	3:25.157	32.697	1:18.248	1:34.212	302.2	2:50:35.626	36	3	3:28.439	32.587	1:17.299	1:38.553	313.6	2:50:41.875
39	1	4:08.507	32.288	1:17.582	2:18.637	310.9	2:54:44.133	37	3	4:06.067	34.747	1:17.497	2:13.823	316.3	2:54:47.942
40	1	3:22.094	32.500	1:17.226	1:32.368	312.7	2:58:06.227	38	3	3:22.991	32.383	1:17.393	1:33.215	311.8	2:58:10.933





# FIA WEC

## Official Test - 87<sup>e</sup> Edition des 24 Heures du Mans Test Session

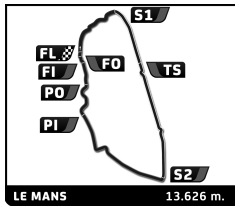
### Sector Analysis



Personal Best Session Best B Crossing the finish line in pit lane

Lap	D	Time	Sector 1	Sector 2	Sector 3	T. Spd	Elapsed	Lap	D	Time	Sector 1	Sector 2	Sector 3	T. Spd	Elapsed
39	3	3:22.785	32.564	1:17.176	1:33.045	312.7	3:01:33.718	20	1	3:35.399	32.750	1:17.979	1:44.670	346.7	3:49:58.568
40	3	3:24.327	32.831	1:16.975	1:34.521	320.1	3:04:58.045	21	1	4:46.020	33.150	1:19.678	2:53.192	345.6	3:54:44.588
41	3	3:22.078	32.760	1:16.868	1:32.450	320.1	3:08:20.123	22	1	3:30.419	34.300	1:20.187	1:35.932	340.2	3:58:15.007
42	3	3:33.426 B	32.411	1:18.494	1:42.521	316.3	3:11:53.549	23	1	3:45.016 B	33.998	1:19.240	1:51.778	320.1	4:02:00.023
43	1	8:15.964	5:20.780	1:19.095	1:36.089	328.8	3:20:09.513	<b>17</b> SMP Racing BR Engineering BR1 - AER LMP1 1. Stéphane SARRAZIN 3. Sergey SIROTKIN 2. Egor ORUDZHEV							
44	1	3:27.446	34.208	1:19.457	1:33.781	312.7	3:23:36.959	1	1	4:58.582 B	1:09.433	1:34.705	2:14.444	224.9	4:58.582
45	1	3:25.782	32.960	1:18.024	1:34.798	312.7	3:27:02.741	2	1	22:36.689 B	...	1:32.088	1:51.983	281.7	27:35.271
46	1	3:22.714	32.497	1:17.140	1:33.077	310.0	3:30:25.455	3	1	19:37.060	...	1:20.382	1:40.192	311.8	47:12.331
47	1	3:27.661	33.539	1:19.289	1:34.833	322.9	3:33:53.116	4	1	3:32.092	33.623	1:20.460	1:38.009	340.2	50:44.423
48	1	3:22.990	33.111	1:16.907	1:32.972	311.8	3:37:16.106	5	1	3:27.406	32.618	1:19.108	1:35.680	345.6	54:11.829
49	1	3:21.875	32.485	1:16.721	1:32.669	311.8	3:40:37.981	6	1	3:26.199	32.617	1:18.889	1:34.693	345.6	57:38.028
50	1	3:28.413	33.728	1:18.890	1:35.795	314.5	3:44:06.394	7	1	3:24.529	32.590	1:17.731	1:34.208	343.4	1:01:02.557
51	1	3:26.653	32.308	1:17.227	1:37.118	318.2	3:47:33.047	8	1	3:37.524 B	32.700	1:18.419	1:46.405	318.2	1:04:40.081
52	1	3:25.579	33.688	1:17.075	1:34.816	322.0	3:50:58.626	9	1	16:44.703	...	1:18.805	1:37.446	341.3	1:21:24.784
53	1	4:07.612 B	33.439	1:18.388	2:15.785	321.0	3:55:06.238	10	1	3:28.551	32.525	1:17.854	1:38.172	344.5	1:24:53.335
54	1	4:55.160	1:59.799	1:19.144	1:36.217	327.8	4:00:01.398	11	1	3:27.022	32.561	1:17.750	1:36.711	346.7	1:28:20.357
<b>10</b> DragonSpeed BR Engineering BR1 - Gibson LMP1 1. Henrik HEDMAN 3. Renger VAN DER ZANDE 2. Ben HANLEY								12	1	5:37.314 B	32.361	1:17.682	3:47.271	347.8	1:33:57.671
1	2	28:53.279 B	...	1:25.396	1:50.760	271.1	28:53.279	13	3	13:25.084	...	1:25.431	1:39.692	307.3	1:47:22.755
2	2	34:41.801 B	...	1:22.144	1:44.163	328.8	1:03:35.080	14	3	3:32.240	33.866	1:19.058	1:39.316	341.3	1:50:54.995
3	2	15:32.456 B	...	1:20.996	1:49.615	329.8	1:19:07.536	15	3	3:34.928	33.718	1:19.241	1:41.969	345.6	1:54:29.923
4	2	31:18.220 B	...	1:20.101	1:47.169	332.9	1:50:25.756	16	3	9:39.568 B	58.230	4:20.098	4:21.240	75.1	2:04:09.491
5	2	32:07.751	...	1:20.265	1:34.732	332.9	3:22:33.507	17	3	11:01.174	7:54.549	1:23.712	1:42.913	253.9	2:15:10.665
6	2	3:25.753	33.404	1:18.283	1:34.066	336.0	3:25:59.260	18	3	4:00.080	59.802	1:19.561	1:40.717	346.7	2:19:10.745
7	2	3:40.070 B	34.094	1:21.634	1:44.342	339.1	3:29:39.330	19	3	3:29.026	33.125	1:18.714	1:37.187	346.7	2:22:39.771
8	1	6:21.163	3:13.321	1:23.514	1:44.328	271.1	3:36:00.493	20	3	3:31.548	33.109	1:19.293	1:39.146	337.0	2:26:11.319
9	1	3:40.103	34.605	1:21.577	1:43.921	327.8	3:39:40.596	21	3	3:53.285	36.004	1:20.050	1:57.231	347.8	2:30:04.604
10	1	3:42.775	35.573	1:23.374	1:43.828	267.8	3:43:23.371	22	3	3:58.995	32.787	1:19.090	2:07.118	345.6	2:34:03.599
11	1	4:10.298	34.084	1:23.100	2:13.114	334.9	3:47:33.669	23	3	3:51.409 B	33.799	1:18.207	1:59.403	343.4	2:37:55.008
12	1	3:45.457	36.959	1:23.145	1:45.353	305.6	3:51:19.126	24	2	10:58.627	7:56.661	1:23.066	1:38.900	263.9	2:48:53.635
13	1	3:52.321	34.124	1:22.818	1:55.379	336.0	3:55:11.447	25	2	4:08.507	35.470	1:20.059	2:12.978	343.4	2:53:02.142
14	1	3:46.235	34.438	1:23.274	1:48.523	275.3	3:58:57.682	26	2	3:28.861	33.311	1:17.746	1:37.804	344.5	2:56:31.003
15	1	3:35.598	33.990	1:21.539	1:40.069	336.0	4:02:33.280	27	2	3:39.616 B	32.709	1:17.714	1:49.193	343.4	3:00:10.619
<b>11</b> SMP Racing BR Engineering BR1 - AER LMP1 1. Vitaly PETROV 3. Stoffel VANDOORNE 2. Mikhail ALESHIN								28	2	23:11.289	...	1:18.498	1:36.690	340.2	3:23:21.908
1	3	6:38.608 B	2:57.687	1:37.037	2:03.884	287.7	6:38.608	29	2	3:27.557	33.191	1:17.385	1:36.981	345.6	3:26:49.465
2	3	20:49.531 B	...	1:31.318	1:53.731	327.8	27:28.139	30	2	3:28.051	32.119	1:17.043	1:38.889	346.7	3:30:17.516
3	3	3:45:31.325	...	1:21.634	1:52.382	340.2	2:12:59.464	31	2	3:25.949	32.300	1:17.114	1:36.535	345.6	3:33:43.465
4	3	4:04.906	1:05.304	1:21.662	1:37.940	264.5	2:17:04.370	32	2	3:24.666	32.209	1:16.465	1:35.992	346.7	3:37:08.131
5	3	3:27.774	32.696	1:18.544	1:36.534	350.1	2:20:32.144	33	2	3:45.831 B	31.965	1:19.302	1:54.564	346.7	3:40:53.962
6	3	3:25.496	32.244	1:18.491	1:34.761	345.6	2:23:57.640	34	1	5:58.640	2:53.295	1:21.561	1:43.784	302.2	3:46:52.602
7	3	3:28.713	33.416	1:19.279	1:36.018	339.1	2:27:26.353	35	1	3:34.977	34.181	1:18.947	1:41.849	343.4	3:50:27.579
8	3	4:50.366	35.390	1:22.563	2:52.413	278.1	2:32:16.719	36	1	4:21.845	33.201	1:18.411	2:30.233	343.4	3:54:49.424
9	3	3:31.845	32.903	1:19.441	1:39.501	346.7	2:35:48.564	37	1	3:29.329	34.201	1:19.389	1:35.739	349.0	3:58:18.753
10	3	3:27.501	33.922	1:18.155	1:35.424	322.0	2:39:16.065	38	1	3:27.980	32.839	1:17.908	1:37.233	343.4	4:01:46.733
11	3	3:26.952	34.303	1:17.984	1:34.665	347.8	2:42:43.017	<b>20</b> High Class Racing Orega 07 - Gibson LMP2 1. Anders FJORDBACH 3. Mathias BECHE 2. Dennis ANDERSEN							
12	3	4:11.748 B	33.957	1:19.414	2:18.377	323.9	2:46:54.765	1	3	4:05.909	48.855	1:30.271	1:46.783	268.4	4:05.909
13	1	20:03.426	...	1:20.537	1:42.313	306.5	3:06:58.191	2	3	3:44.601	36.258	1:25.582	1:42.761	290.8	7:50.510
14	1	3:25.737	32.658	1:17.967	1:35.112	344.5	3:10:23.928	3	3	3:38.057	34.587	1:23.282	1:40.188	325.8	11:28.567
15	1	3:31.057	33.504	1:19.841	1:37.712	344.5	3:13:54.985	4	3	3:44.219 B	34.149	1:22.672	1:47.398	326.8	15:12.786
16	1	3:24.389	32.544	1:17.511	1:34.334	344.5	3:17:19.374	5	1	6:38.203	3:23.961	1:26.458	1:47.784	305.6	21:50.989
17	1	3:39.769 B	32.973	1:20.231	1:46.565	298.0	3:20:59.143	6	1	3:43.844	35.761	1:24.703	1:43.380	324.9	25:34.833
18	1	21:42.769	...	1:21.495	1:38.827	296.4	3:42:41.912	7	1	3:42.079	34.618	1:25.600	1:41.861	322.9	29:16.912
19	1	3:41.257	33.357	1:20.646	1:47.254	276.7	3:46:23.169	8	1	3:41.463	34.480	1:23.754	1:43.229	324.9	32:58.375





## FIA WEC Official Test - 87<sup>e</sup> Edition des 24 Heures du Mans Test Session

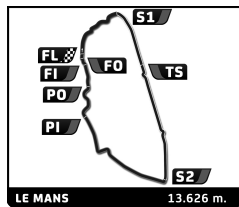
### Sector Analysis



Personal Best Session Best B Crossing the finish line in pit lane

Lap	D	Time	Sector 1	Sector 2	Sector 3	T. Spd	Elapsed	Lap	D	Time	Sector 1	Sector 2	Sector 3	T. Spd	Elapsed
9	1	3:40.706	34.956	1:24.119	1:41.631	324.9	36:39.081	18	3	3:38.158	34.647	1:23.027	1:40.484	323.9	1:52:35.650
10	1	3:42.849	34.749	1:26.002	1:42.098	312.7	40:21.930	19	3	6:24.229 B	34.252	1:23.021	4:26.956	325.8	1:58:59.879
11	1	3:51.292 B	34.782	1:24.461	1:52.049	295.6	44:13.222	20	3	19:56.464	...	1:25.524	1:40.322	260.0	2:18:56.343
12	1	19:01.217	...	1:27.920	1:43.358	289.3	1:03:14.439	21	3	3:37.110	34.857	1:22.478	1:39.775	324.9	2:22:33.453
13	1	3:41.748	35.474	1:23.849	1:42.425	323.9	1:06:56.187	22	3	3:40.304	34.414	1:22.953	1:42.937	327.8	2:26:13.757
14	1	3:41.832	34.994	1:24.099	1:42.739	323.9	1:10:38.019	23	3	4:34.626 B	35.201	1:22.576	2:36.849	324.9	2:30:48.383
15	1	3:41.304	34.769	1:23.588	1:42.947	324.9	1:14:19.323	24	3	10:36.298	7:15.860	1:29.352	1:51.086	322.0	2:41:24.681
16	1	3:37.695	34.354	1:22.965	1:40.376	322.9	1:17:57.018	25	3	3:34.220	33.868	1:22.002	1:38.350	329.8	2:44:58.901
17	1	3:38.433	34.311	1:23.597	1:40.525	326.8	1:21:35.451	26	3	3:43.960	33.836	1:22.879	1:47.245	313.6	2:48:42.861
18	1	3:51.734 B	35.640	1:25.467	1:50.627	268.4	1:25:27.185	27	3	4:22.897 B	34.579	1:23.661	2:24.657	315.4	2:53:05.758
19	1	21:03.219	...	1:30.927	1:44.078	287.7	1:46:30.404	28	2	6:05.314	2:58.823	1:25.186	1:41.305	315.4	2:59:11.072
20	1	3:37.880	34.513	1:22.892	1:40.475	325.8	1:50:08.284	29	2	3:38.563	34.518	1:22.411	1:41.634	328.8	3:02:49.635
21	1	3:41.856	34.481	1:22.667	1:44.708	323.9	1:53:50.140	30	2	3:33.726	33.904	1:21.636	1:38.186	328.8	3:06:23.361
22	1	8:21.348 B	34.448	3:17.285	4:29.615	153.9	2:02:11.488	31	2	3:41.895	34.792	1:22.812	1:44.291	315.4	3:10:05.256
23	2	11:29.261	7:56.505	1:32.514	2:00.242	242.0	2:13:40.749	32	2	3:33.560	33.775	1:21.833	1:37.952	327.8	3:13:38.816
24	2	4:26.356	1:06.628	1:28.121	1:51.607	322.9	2:18:07.105	33	2	3:41.638 B	33.949	1:21.549	1:46.140	329.8	3:17:20.454
25	2	3:57.330	37.318	1:28.320	1:51.692	304.7	2:22:04.435	34	2	11:09.404	7:58.301	1:23.005	1:48.098	323.9	3:28:29.858
26	2	3:56.821	39.212	1:27.533	1:50.076	271.8	2:26:01.256	35	2	3:43.055	33.893	1:21.506	1:38.656	327.8	3:32:03.913
27	2	4:10.176	37.126	1:27.929	2:05.121	309.1	2:30:11.432	36	2	3:45.210 B	35.898	1:22.708	1:46.604	325.8	3:35:49.123
28	2	4:05.990	37.047	1:30.572	1:58.371	321.0	2:34:17.422	37	2	8:51.534	5:47.080	1:23.433	1:41.021	315.4	3:44:40.657
29	2	3:56.304	38.129	1:28.956	1:49.219	323.9	2:38:13.726	38	2	3:40.616	33.579	1:25.579	1:41.458	326.8	3:48:21.273
30	2	3:52.526	36.984	1:26.830	1:48.712	321.0	2:42:06.252	39	2	4:35.125	33.693	1:21.327	2:40.105	331.8	3:52:56.398
31	2	4:07.213 B	37.028	1:29.452	2:00.733	323.9	2:46:13.465	40	2	3:32.242	33.403	1:21.268	1:37.571	329.8	3:56:28.640
32	2	14:34.700	...	1:27.424	1:48.455	318.2	3:00:48.165	41	2	4:20.543 B	39.021	1:41.757	1:59.765	210.1	4:00:49.183
33	2	3:51.503	36.728	1:26.638	1:48.137	322.0	3:04:39.668	<b>23 Panis Barthez Competition</b> Ligier JSP217 - Gibson LMP2							
34	2	3:51.941	36.928	1:26.592	1:48.421	320.1	3:08:31.609	1. René BINDER		3. William STEVENS		LMP2			
35	2	3:54.085	36.604	1:29.289	1:48.192	322.0	3:12:25.694	2. Julien CANAL		4. Timothé BURET					
36	2	3:50.100	36.767	1:26.334	1:46.999	322.9	3:16:15.794	1	1	5:03.631 B	1:10.066	1:40.957	2:12.608	198.9	5:03.631
37	2	3:52.006	36.447	1:27.911	1:47.648	323.9	3:20:07.800	2	1	22:00.212	...	1:32.788	1:52.334	281.7	27:03.843
38	2	3:52.602	37.934	1:27.508	1:47.160	263.2	3:24:00.402	3	1	3:47.333	36.384	1:25.655	1:45.294	323.9	30:51.176
39	2	3:50.331	37.272	1:26.728	1:46.331	319.1	3:27:50.733	4	1	3:45.124	35.298	1:25.317	1:44.509	319.1	34:36.300
40	2	4:04.277 B	37.217	1:27.026	2:00.034	323.9	3:31:55.010	5	1	3:42.446	34.997	1:24.504	1:42.945	326.8	38:18.746
41	2	13:12.772	9:52.539	1:29.063	1:51.170	258.2	3:45:07.782	6	1	3:43.876	35.338	1:24.051	1:44.487	322.9	42:02.622
42	2	3:57.199	38.030	1:27.792	1:51.377	321.0	3:49:04.981	7	1	3:52.643 B	35.287	1:24.871	1:52.485	321.0	45:55.265
43	2	5:03.787	37.758	1:28.095	2:57.934	321.0	3:54:08.768	8	4	7:27.408	4:13.717	1:27.633	1:46.058	268.4	53:22.673
44	2	3:51.158	36.991	1:27.056	1:47.111	319.1	3:57:59.926	9	4	3:40.545	34.748	1:24.463	1:41.334	321.0	57:03.218
45	2	3:52.508	36.849	1:27.112	1:48.547	324.9	4:01:52.434	10	4	3:39.445	34.784	1:23.777	1:40.884	322.0	1:00:42.663
<b>22 United Autosports</b> Ligier JSP217 - Gibson LMP2								1. Philip HANSON 3. Paul DI RESTA							
2. Filipe ALBUQUERQUE															
1	1	12:13.777	8:57.556	1:28.818	1:47.403	261.3	12:13.777	11	4	3:40.859	35.022	1:23.568	1:42.269	324.9	1:04:23.522
2	1	3:57.942 B	36.836	1:27.369	1:53.737	291.6	16:11.719	12	4	3:47.690 B	34.641	1:23.800	1:49.249	324.9	1:08:11.212
3	1	12:05.305	8:54.105	1:26.399	1:44.801	286.2	28:17.024	13	4	6:38.521	3:26.851	1:25.691	1:45.979	307.3	1:14:49.733
4	1	3:44.443	35.565	1:25.263	1:43.615	322.0	32:01.467	14	4	3:40.608	34.615	1:23.574	1:42.419	322.0	1:18:30.341
5	1	3:41.359	34.976	1:24.326	1:42.057	321.0	35:42.826	15	4	3:40.325	34.885	1:23.417	1:42.023	323.9	1:22:10.666
6	1	3:43.186	34.726	1:23.676	1:44.784	322.0	39:26.012	16	4	3:37.843	34.580	1:22.942	1:40.321	322.0	1:25:48.509
7	1	3:47.724 B	34.733	1:24.208	1:48.783	322.0	43:13.736	17	4	3:47.629 B	35.016	1:23.194	1:49.419	322.0	1:29:36.138
8	1	11:45.255	8:38.997	1:24.486	1:41.772	322.0	54:58.991	18	3	10:38.119	7:19.616	1:28.187	1:50.316	280.3	1:40:14.257
9	1	3:41.470	36.159	1:24.081	1:41.230	325.8	58:40.461	19	3	3:43.576	35.588	1:23.937	1:44.051	323.9	1:43:57.833
10	1	3:41.310	35.310	1:23.669	1:42.331	322.0	1:02:21.771	20	3	3:41.739	34.930	1:24.006	1:42.803	322.9	1:47:39.572
11	1	3:50.989 B	34.958	1:23.583	1:52.448	323.9	1:06:12.760	21	3	3:38.311	34.539	1:23.090	1:40.682	323.9	1:51:17.883
12	1	12:50.569	9:41.557	1:25.279	1:43.733	315.4	1:19:03.329	22	3	6:08.370 B	34.644	1:24.014	4:09.712	306.5	1:57:26.253
13	1	3:39.698	34.893	1:23.888	1:40.917	318.2	1:22:43.027	23	3	13:23.677	...	1:24.074	1:43.057	293.2	2:10:49.930
14	1	3:48.150 B	34.966	1:23.946	1:49.238	321.0	1:26:31.177	24	3	3:39.314	33.787	1:21.912	1:43.615	325.8	2:14:29.244
15	3	15:06.786	...	1:25.927	1:43.155	286.2	1:41:37.963	25	3	4:07.145	1:05.621	1:23.048	1:38.476	310.9	2:18:36.389
16	3	3:39.349	34.571	1:24.044	1:40.734	322.0	1:45:17.312	26	3	3:38.698	34.944	1:22.837	1:40.917	320.1	2:22:15.087
17	3	3:40.180	34.756	1:23.099	1:42.325	325.8	1:48:57.492	27	3	3:44.148	36.422	1:21.994	1:45.732	324.9	2:25:59.235
								28	3	3:52.858 B	34.688	1:22.628	1:55.542	321.0	2:29:52.093
								29	2	6:06.983	2:54.811	1:26.882	1:45.290	287.7	2:35:59.076
								30	2	3:41.809	35.708	1:24.256	1:41.845	323.9	2:39:40.885





# FIA WEC Official Test - 87<sup>e</sup> Edition des 24 Heures du Mans Test Session

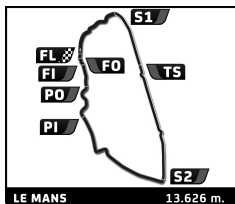
## Sector Analysis



Personal Best Session Best B Crossing the finish line in pit lane

Lap	D	Time	Sector 1	Sector 2	Sector 3	T. Spd	Elapsed	Lap	D	Time	Sector 1	Sector 2	Sector 3	T. Spd	Elapsed
3	3	3:36.239	34.061	1:22.703	1:39.475	327.8	1:11:47.904	19	3	3:37.863	35.410	1:21.652	1:40.801	325.8	1:48:19.427
4	3	3:35.964	34.252	1:22.194	1:39.518	325.8	1:15:23.868	20	3	3:47.526 B	35.091	1:22.610	1:49.825	324.9	1:52:06.953
5	3	3:35.519	34.050	1:22.286	1:39.183	329.8	1:18:59.387	21	3	18:38.111	...	1:24.502	1:39.636	307.3	2:10:45.064
6	3	3:33.892	34.452	1:21.868	1:37.572	325.8	1:22:33.279	22	3	8:00.898	4:56.426	1:24.707	1:39.765	303.9	2:18:45.962
7	3	3:35.400	34.043	1:21.999	1:39.358	329.8	1:26:08.679	23	3	3:55.126 B	33.802	1:25.370	1:55.954	325.8	2:22:41.088
8	3	3:33.127	33.641	1:21.475	1:38.011	326.8	1:29:41.806	24	2	25:24.810	...	1:26.546	1:42.435	318.2	2:48:05.898
9	3	5:53.624	33.742	3:31.213	1:48.669	80.4	1:35:35.430	25	2	4:09.658	34.479	1:22.124	2:13.055	322.9	2:52:15.556
10	3	3:45.417 B	33.893	1:21.707	1:49.817	325.8	1:39:20.847	26	2	3:34.820	33.915	1:22.351	1:38.554	322.0	2:55:50.376
11	1	15:45.554 B	...	1:26.007	2:07.263	310.0	1:55:06.401	27	2	3:33.433	33.960	1:21.753	1:37.720	326.8	2:59:23.809
12	1	15:49.066	...	1:26.016	1:44.623	315.4	2:10:55.467	28	2	3:34.819	33.849	1:21.637	1:39.333	325.8	3:02:58.628
13	1	3:49.363	36.178	1:25.696	1:47.489	319.1	2:14:44.830	29	2	3:41.256 B	34.393	1:21.937	1:44.926	326.8	3:06:39.884
14	1	4:16.629	1:06.556	1:26.937	1:43.136	252.2	2:19:01.459	30	2	11:43.370	8:42.163	1:22.673	1:38.534	322.9	3:18:23.254
15	1	3:45.268	36.632	1:25.205	1:43.431	327.8	2:22:46.727	31	2	3:32.628	33.780	1:21.648	1:37.200	322.0	3:21:55.882
16	1	3:46.948	35.381	1:23.905	1:47.662	326.8	2:26:33.675	32	2	3:34.549	33.874	1:22.322	1:38.353	326.8	3:25:30.431
17	1	4:55.093	36.067	1:26.513	2:52.513	319.1	2:31:28.768	33	2	3:40.855 B	33.772	1:21.679	1:45.404	323.9	3:29:11.286
18	1	3:44.497	36.163	1:24.637	1:43.697	324.9	2:35:13.265	34	3	6:37.282	3:33.302	1:24.105	1:39.875	292.4	3:35:48.568
19	1	3:43.016	35.785	1:24.398	1:42.833	324.9	2:38:56.281	35	3	3:33.716	33.923	1:21.428	1:38.365	328.8	3:39:22.284
20	1	3:42.415	36.184	1:24.343	1:41.888	324.9	2:42:38.696	36	3	3:37.122	34.617	1:22.500	1:40.005	323.9	3:42:59.406
21	1	3:50.291 B	35.277	1:25.841	1:49.173	325.8	2:46:28.987	37	3	3:49.950	33.960	1:21.688	1:54.302	325.8	3:46:49.356
22	1	12:00.875	8:55.404	1:24.699	1:40.772	317.2	2:58:29.862	38	3	3:40.065	33.745	1:21.394	1:44.926	326.8	3:50:29.421
23	1	3:38.984	34.609	1:23.027	1:41.348	322.0	3:02:08.846	39	3	4:27.292	34.410	1:22.747	2:30.135	323.9	3:54:56.713
24	1	3:45.276	35.475	1:23.827	1:45.974	322.0	3:05:54.122	40	3	3:37.887	35.452	1:22.867	1:39.568	324.9	3:58:34.600
25	1	3:41.601	35.143	1:25.149	1:41.309	325.8	3:09:35.723	41	3	3:33.800	35.039	1:21.132	1:37.629	324.9	4:02:08.400
26	1	3:38.056	34.858	1:23.028	1:40.170	323.9	3:13:13.779	<b>30</b> Duqueine Engineering 1.Nicolas JAMIN 3.Romain DUMAS Oreca 07 - Gibson 2.Pierre RAGUES LMP2							
27	1	3:40.025	35.046	1:22.676	1:42.303	325.8	3:16:53.804								
28	1	3:38.913	34.874	1:23.055	1:40.984	321.0	3:20:32.717								
29	1	3:40.642	34.670	1:23.647	1:42.325	322.0	3:24:13.359								
30	1	3:41.222	36.140	1:23.997	1:41.085	324.9	3:27:54.581								
31	1	3:49.384 B	35.095	1:23.966	1:50.323	323.9	3:31:43.965								
32	2	5:49.993	2:40.763	1:26.641	1:42.589	310.0	3:37:33.958								
33	2	3:36.518	34.561	1:22.608	1:39.349	322.9	3:41:10.476								
34	2	3:34.626	34.112	1:21.937	1:38.577	323.9	3:44:45.102								
35	2	3:37.204	34.917	1:22.831	1:39.456	323.9	3:48:22.306								
36	2	4:49.561	35.153	1:22.806	2:51.602	325.8	3:53:11.867								
37	2	3:34.950	33.712	1:21.889	1:39.349	322.9	3:56:46.817								
38	2	3:46.287 B	34.097	1:22.563	1:49.627	326.8	4:00:33.104								
<b>29</b> Racing Team Nederland Dallara P217 Gibson															
1.Frits VAN EERD 3.Nyck DE VRIES							LMP2								
2.Giedo VAN DER GARDE															
1	2	4:15.412 B	52.331	1:30.239	1:52.842	303.0	4:15.412	1	2	13:03.665 B	9:39.118	1:29.900	1:54.647	238.8	13:03.665
2	2	12:06.755	8:57.514	1:25.520	1:43.721	320.1	16:22.167	2	2	6:32.668	3:22.787	1:27.198	1:42.683	303.9	19:36.333
3	2	3:40.878	35.415	1:24.048	1:41.415	322.0	20:03.045	3	2	3:38.837	35.045	1:23.918	1:39.874	322.9	23:15.170
4	2	3:39.692	35.109	1:23.676	1:40.907	324.9	23:42.737	4	2	3:38.122	33.815	1:23.120	1:41.187	325.8	26:53.292
5	2	3:46.956 B	34.473	1:23.374	1:49.109	324.9	27:29.693	5	2	3:44.077 B	34.177	1:23.661	1:46.239	322.9	30:37.369
6	3	13:41.480	...	1:27.188	1:49.829	310.0	41:11.173	6	1	11:35.814	8:21.725	1:28.269	1:45.820	234.2	42:13.183
7	3	3:46.406	35.710	1:26.732	1:43.964	279.5	44:57.579	7	1	3:42.833	36.819	1:23.819	1:42.195	321.0	45:56.016
8	3	3:40.498	34.682	1:24.139	1:41.677	323.9	48:38.077	8	1	3:39.905	33.997	1:22.967	1:42.941	322.0	49:35.921
9	3	3:37.426	34.118	1:22.723	1:40.585	324.9	52:15.503	9	1	3:39.231	34.205	1:24.236	1:40.790	323.9	53:15.152
10	3	3:38.017	34.779	1:22.952	1:40.286	325.8	55:53.520	10	1	3:36.113	34.114	1:22.513	1:39.486	322.0	56:51.265
11	3	3:50.472 B	34.451	1:23.103	1:52.918	324.9	59:43.992	11	1	3:47.044 B	34.261	1:22.302	1:50.481	322.0	1:00:38.309
12	3	13:51.727	...	1:25.259	1:42.948	296.4	1:13:35.719	12	1	32:23.157	...	1:25.290	3:17.315	305.6	1:33:01.466
13	3	3:37.640	33.987	1:22.458	1:41.195	324.9	1:17:13.359	13	1	4:21.551	1:12.549	1:27.733	1:41.269	252.2	1:37:23.017
14	3	3:37.218	35.512	1:22.185	1:39.521	325.8	1:20:50.577	14	1	3:38.043	34.164	1:22.787	1:41.092	323.9	1:41:01.060
15	3	3:39.606	34.780	1:24.925	1:39.901	325.8	1:24:30.183	15	1	3:39.414	34.510	1:22.502	1:42.402	322.9	1:44:40.474
16	3	3:44.947 B	34.553	1:22.479	1:47.915	323.9	1:28:15.130	16	1	3:49.079 B	35.149	1:22.611	1:51.319	322.0	1:48:29.553
17	3	12:49.548	9:49.252	1:22.820	1:37.476	308.2	1:41:04.678	17	1	5:32.858	2:26.153	1:22.611	1:44.094	322.0	1:54:02.411
18	3	3:36.886	33.631	1:21.041	1:42.214	324.9	1:44:41.564	18	1	9:01.978 B	33.869	3:59.325	4:28.784	79.9	2:03:04.389
								19	2	24:40.513	...	1:24.780	1:44.121	315.4	2:27:44.902
								20	2	4:48.363	33.836	1:23.079	2:51.448	322.0	2:32:33.265
								21	2	3:42.439	35.630	1:24.896	1:41.913	292.4	2:36:15.704
								22	2	3:40.595	33.872	1:22.601	1:44.122	323.9	2:39:56.299
								23	2	3:35.400	33.675	1:22.043	1:39.682	322.0	2:43:31.699
								24	2	3:42.532 B	33.601	1:21.834	1:47.097	322.9	2:47:14.231
								25	1	6:09.075	2:27.714	1:24.047	2:17.314	324.9	2:53:23.306
								26	1	3:39.972	36.883	1:22.654	1:40.435	322.0	2:57:03.278
								27	1	3:37.622	34.544	1:22.316	1:40.762	324.9	3:00:40.900
								28	1	3:45.608 B	33.639	1:21.549	1:50.420	324.9	3:04:26.508
								29	1	8:31.309	5:28.603	1:22.959	1:39.747	320.1	3:12:57.817
								30	1	3:36.216	34.217	1:22.864	1:39.135	323.9	3:16:34.033
								31	1	3:36.551	34.049	1:22.231	1:40.271	314.5	3:20:10.584





# FIA WEC

## Official Test - 87<sup>e</sup> Edition des 24 Heures du Mans

### Test Session

## Sector Analysis

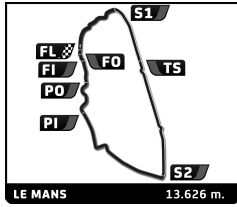


Personal Best Session Best B Crossing the finish line in pit lane

Lap	D	Time	Sector 1	Sector 2	Sector 3	T. Spd	Elapsed	Lap	D	Time	Sector 1	Sector 2	Sector 3	T. Spd	Elapsed
32	1	3:47.161 B	34.867	1:22.670	1:49.624	323.9	3:23:57.745	44	2	3:40.325 B	33.633	1:21.064	1:45.628	323.9	4:02:03.388
33	3	5:08.019	1:57.561	1:25.516	1:44.942	311.8	3:29:05.764	<b>32</b> <b>United Autosports</b> Ligier JSP217 - Gibson LMP2 1. Ryan CULLEN 2. Alex BRUNDLE							
34	3	3:41.078	35.424	1:24.736	1:40.918	306.5	3:32:46.842	1	1	6:22.423 B	2:33.044	1:40.518	2:08.861	233.1	6:22.423
35	3	3:40.882	36.198	1:24.292	1:40.392	321.0	3:36:27.724	2	1	8:04.168	4:41.217	1:30.904	1:52.047	263.2	14:26.591
36	3	3:36.609	34.215	1:22.756	1:39.638	325.8	3:40:04.333	3	1	3:52.736	36.135	1:26.457	1:50.144	320.1	18:19.327
37	3	3:35.904	33.603	1:22.753	1:39.548	321.0	3:43:40.237	4	1	3:51.136	35.915	1:26.038	1:49.183	321.0	22:10.463
38	3	3:44.405	33.873	1:24.210	1:46.322	323.9	3:47:24.642	5	1	3:44.530	35.600	1:24.804	1:44.126	323.9	25:54.993
39	3	3:35.034	34.348	1:21.998	1:38.688	322.0	3:50:59.676	6	1	3:42.384	34.926	1:23.989	1:43.469	323.9	29:37.377
40	3	4:07.378	33.907	1:21.610	2:11.861	322.9	3:55:07.054	7	1	3:50.696 B	35.085	1:24.287	1:51.324	323.9	33:28.073
41	3	<b>3:33.426</b>	34.294	1:21.644	<b>1:37.488</b>	324.9	3:58:40.480	8	1	15:29.585	...	1:25.970	1:46.567	322.0	48:57.658
42	3	3:43.963 B	35.632	1:22.918	1:45.413	324.9	4:02:24.443	9	1	3:41.364	34.955	1:23.836	1:42.573	325.8	52:39.022
<b>31</b> <b>DragonSpeed</b> Oreca 07 - Gibson LMP2 1. Roberto GONZALEZ 3. Anthony DAVIDSON 2. Pastor MALDONADO								10 1 3:42.050 35.171 1:23.792 1:43.087 326.8 56:21.072 11 1 3:41.221 34.772 1:23.241 1:43.208 327.8 1:00:02.293 12 1 3:45.473 34.817 1:24.819 1:45.837 297.2 1:03:47.766 13 1 3:52.792 B 35.487 1:25.534 1:51.771 326.8 1:07:40.558 14 1 22:18.392 ... 1:26.336 1:42.974 321.0 1:29:58.950 15 1 6:06.230 34.762 3:47.635 1:43.833 77.8 1:36:05.180 16 1 3:39.039 34.496 1:22.676 1:41.867 326.8 1:39:44.219 17 1 3:44.005 36.319 1:23.948 1:43.738 326.8 1:43:28.224 18 1 3:53.563 B 34.839 1:28.360 1:50.364 325.8 1:47:21.787 19 1 11:01.951 B 4:55.747 1:36.746 4:29.458 323.9 1:58:23.738 20 1 12:42.816 9:27.567 1:26.924 1:48.325 310.0 2:11:06.554 21 1 3:56.962 37.307 1:24.044 1:55.611 323.9 2:15:03.516 22 1 4:10.282 1:03.217 1:23.988 1:43.077 325.8 2:19:13.798 23 1 3:43.842 35.850 1:24.101 1:43.891 326.8 2:22:57.640 24 1 3:59.301 B 35.816 1:25.512 1:57.973 287.7 2:26:56.941 25 1 7:21.596 4:14.097 1:24.360 1:43.139 323.9 2:34:18.537 26 1 3:40.888 35.148 1:23.077 1:42.663 326.8 2:37:59.425 27 1 3:41.618 34.897 1:22.827 1:43.894 328.8 2:41:41.043 28 1 3:38.809 34.565 1:22.298 1:41.946 327.8 2:45:19.852 29 1 3:52.575 B 34.538 1:23.607 1:54.430 320.1 2:49:12.427 30 2 6:01.112 2:57.153 1:23.546 1:40.413 325.8 2:55:13.539 31 2 3:34.560 34.191 1:21.714 1:38.655 328.8 2:58:48.099 32 2 3:35.019 34.005 1:22.071 1:38.943 329.8 3:02:23.118 33 2 3:34.749 <b>33.774</b> 1:21.614 1:39.361 328.8 3:05:57.867 34 2 3:34.455 34.098 1:21.974 <b>1:38.383</b> 331.8 3:09:32.322 35 2 3:47.992 B 35.147 1:23.006 1:49.839 328.8 3:13:20.314 36 2 15:55.019 ... 1:22.255 1:41.880 322.9 3:29:15.333 37 2 <b>3:34.449</b> 34.021 <b>1:21.361</b> 1:39.067 328.8 3:32:49.782 38 2 3:44.309 B 34.306 1:22.469 1:47.534 329.8 3:36:34.091 39 2 12:03.824 8:58.785 1:22.363 1:42.676 327.8 3:48:37.915 40 2 5:01.256 B 34.684 1:25.069 3:01.503 326.8 3:53:39.171							
<b>31</b> <b>DragonSpeed</b> Oreca 07 - Gibson LMP2 1. Roberto GONZALEZ 3. Anthony DAVIDSON 2. Pastor MALDONADO								<b>34</b> <b>Inter Europool Competition</b> Ligier JSP217 - Gibson LMP2 1. Jakub SMIECHOWSKI 3. Nigel MOORE 2. James WINSLOW							
1	2	7:37.914 B	4:04.496	1:32.314	2:01.104	236.2	7:37.914	1	1	5:19.519	1:07.086	1:54.355	2:18.078	210.1	5:19.519
2	2	30:18.143	...	1:26.852	1:48.474	314.5	37:56.057	2	1	4:29.759 B	41.085	1:36.986	2:11.688	221.7	9:49.278
3	2	3:40.945	34.849	1:24.105	1:41.991	319.1	41:37.002	3	1	15:17.893	...	1:33.393	1:54.280	268.4	25:07.171
4	2	3:40.583	34.760	1:24.077	1:41.746	321.0	45:17.585	4	1	3:56.860	37.223	1:29.827	1:49.810	303.0	29:04.031
5	2	3:35.102	33.801	1:22.650	1:38.651	322.9	48:52.687	5	1	4:02.441	37.346	1:35.263	1:49.832	243.6	33:06.472
6	2	3:40.693	33.408	1:21.894	1:45.391	322.9	52:33.380	6	1	3:56.957	37.661	1:29.951	1:49.345	305.6	37:03.429
7	2	3:32.518	<b>33.390</b>	1:21.531	1:37.597	322.9	56:05.898	7	1	4:01.834 B	37.522	1:28.814	1:55.498	303.0	41:05.263
8	2	3:44.411 B	33.392	1:21.384	1:49.635	324.9	59:50.309	8	3	5:41.047	2:19.974	1:29.946	1:51.127	253.9	46:46.310
9	3	7:12.895	4:02.535	1:24.892	1:45.468	321.0	1:07:03.204	9	3	3:48.944	36.077	1:27.674	1:45.193	303.9	50:35.254
10	3	3:42.918	36.579	1:24.145	1:42.194	322.9	1:10:46.122								
11	3	3:39.022	34.976	1:23.453	1:40.593	324.9	1:14:25.144								
12	3	3:38.639	34.256	1:24.251	1:40.132	315.4	1:18:03.783								
13	3	3:45.019 B	34.227	1:22.306	1:48.486	322.0	1:21:48.802								
14	3	13:39.166	8:05.802	3:02.527	2:30.837	317.2	1:35:27.968								
15	3	3:34.623	34.076	1:22.247	1:38.300	321.0	1:39:02.591								
16	3	3:43.590 B	36.591	1:22.482	1:44.517	323.9	1:42:46.181								
17	3	6:27.794	3:25.747	1:23.365	1:38.682	323.9	1:49:13.975								
18	3	3:37.536	34.390	1:22.315	1:40.831	324.9	1:52:51.511								
19	3	6:39.767 B	33.780	1:24.487	4:41.500	324.9	1:59:31.278								
20	1	23:39.610	...	1:30.445	1:44.607	250.4	2:23:10.888								
21	1	3:43.012	34.645	1:23.156	1:45.211	322.9	2:26:53.900								
22	1	4:56.194	34.522	1:24.347	2:57.325	327.8	2:31:50.094								
23	1	3:38.517	34.784	1:24.437	1:39.296	316.3	2:35:28.611								
24	1	3:39.151	36.134	1:22.691	1:40.326	323.9	2:39:07.762								
25	1	3:44.530 B	34.160	1:22.725	1:47.645	322.9	2:42:52.292								
26	1	4:48.471	1:41.364	1:26.919	1:40.188	322.0	2:47:40.763								
27	1	3:38.155	34.126	1:21.846	1:42.183	322.9	2:51:18.918								
28	1	3:39.762	33.912	1:21.762	1:44.088	324.9	2:54:58.680								
29	1	3:36.812	34.097	1:23.325	1:39.390	294.0	2:58:35.492								
30	1	3:42.043	34.127	1:27.566	1:40.350	330.8	3:02:17.535								
31	1	3:36.978	33.885	1:21.012	1:42.081	324.9	3:05:54.513								
32	1	3:34.962	35.086	1:21.662	1:38.214	324.9	3:09:29.475								
33	1	3:35.745	33.727	1:21.883	1:40.135	326.8	3:13:05.220								
34	1	3:44.391 B	33.765	1:22.317	1:48.309	326.8	3:16:49.611								
35	2	11:29.725	8:24.770	1:23.017	1:41.938	315.4	3:28:19.336								
36	2	3:35.192	33.793	1:22.344	1:39.055	320.1	3:31:54.528								
37	2	3:34.333	34.203	1:22.209	1:37.921	322.9	3:35:28.861								
38	2	<b>3:32.244</b>	33.595	1:21.394	<b>1:37.255</b>	324.9	3:39:01.105								
39	2	3:33.497	34.179	<b>1:20.985</b>	1:38.333	322.9	3:42:34.602								
40	2	3:44.269	35.267	1:22.075	1:46.927	322.0	3:46:18.871								
41	2	3:40.581	34.159	1:21.354	1:45.068	324.9	3:49:59.452								
42	2	4:48.011	33.978	1:22.374	2:51.659	322.9	3:54:47.463								
43	2	3:35.600	33.711	1:23.331	1:38.558	326.8	3:58:23.063								







FIA WEC Official Test - 87<sup>o</sup> Edition des 24 Heures du Mans Test Session

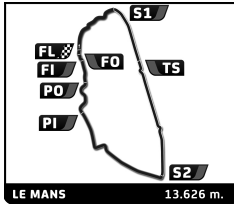
Sector Analysis



Personal Best Session Best B Crossing the finish line in pit lane

Table with columns: Lap, D, Time, Sector 1, Sector 2, Sector 3, T. Spd, Elapsed. Contains data for drivers 39, 43, 47, and 49 across multiple laps.





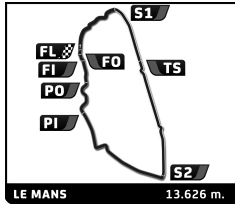
## FIA WEC Official Test - 87<sup>e</sup> Edition des 24 Heures du Mans Test Session

### Sector Analysis



Personal Best Session Best B Crossing the finish line in pit lane

Lap	D	Time	Sector 1	Sector 2	Sector 3	T. Spd	Elapsed	Lap	D	Time	Sector 1	Sector 2	Sector 3	T. Spd	Elapsed						
15	3	3:39.952	35.141	1:23.922	1:40.889	324.9	1:11:48.377	31	3	3:33.734	33.776	1:21.274	1:38.684	323.9	3:42:27.421						
16	3	3:54.085 B	37.286	1:23.534	1:53.265	322.0	1:15:42.462	32	3	3:48.647 B	33.835	1:21.797	1:53.015	322.9	3:46:16.068						
17	1	55:53.862	...	1:28.637	1:47.354	311.8	2:11:36.324	33	1	7:29.387	3:10.669	1:24.978	2:53.740	307.3	3:53:45.455						
18	1	3:53.747	36.624	1:29.273	1:47.850	262.6	2:15:30.071	34	1	3:40.839	35.580	1:24.388	1:40.871	321.0	3:57:26.294						
19	1	3:59.781	50.844	1:24.750	1:44.187	321.0	2:19:29.852	35	1	3:35.933	34.328	1:22.535	1:39.070	322.9	4:01:02.227						
20	1	3:43.325	35.571	1:24.541	1:43.213	322.0	2:23:13.177	<b>49</b> ARC Bratislava Ligier JSP217 - Gibson LMP2 1.Miroslav KONOPKA 3.Konstantin TERESCHENKO 2.Henning ENQVIST													
21	1	3:48.031	37.904	1:24.686	1:45.441	322.0	2:27:01.208	1	3	4:40.318 B	50.154	1:33.600	2:16.564	256.4	4:40.318						
22	1	4:59.601	35.678	1:26.070	2:57.853	311.8	2:32:00.809	2	3	13:44.457	...	1:30.768	1:49.472	304.7	18:24.775						
23	1	3:42.799	35.527	1:24.098	1:43.174	322.9	2:35:43.608	3	3	3:48.927	37.672	1:25.972	1:45.283	322.9	22:13.702						
24	1	3:49.353 B	35.262	1:24.184	1:49.907	323.9	2:39:32.961	4	3	3:45.213	36.729	1:24.767	1:43.717	326.8	25:58.915						
25	1	30:48.699	...	1:26.510	1:42.853	314.5	3:10:21.660	5	3	3:46.439	36.058	1:26.184	1:44.197	326.8	29:45.354						
26	1	3:42.201	34.712	1:25.272	1:42.217	323.9	3:14:03.861	6	3	3:45.785	35.983	1:24.580	1:45.222	324.9	33:31.139						
27	1	3:40.078	35.117	1:23.462	1:41.499	323.9	3:17:43.939	7	3	4:00.857 B	36.851	1:25.862	1:58.144	325.8	37:31.996						
28	1	3:40.914	34.770	1:23.650	1:42.494	324.9	3:21:24.853	8	3	29:53.872	...	1:27.054	1:51.725	247.6	1:07:25.868						
29	1	3:41.108	34.849	1:24.912	1:41.347	323.9	3:25:05.961	9	3	3:41.907	35.681	1:24.057	1:42.169	322.9	1:11:07.775						
30	1	3:42.733	34.973	1:23.439	1:44.321	324.9	3:28:48.694	10	3	3:42.989	35.371	1:23.192	1:44.426	324.9	1:14:50.764						
31	1	3:41.349	35.748	1:24.050	1:41.551	323.9	3:32:30.043	11	3	3:47.116 B	35.606	1:23.191	1:48.319	325.8	1:18:37.880						
32	1	3:47.678 B	34.922	1:23.989	1:48.767	324.9	3:36:17.721	12	2	8:18.341	4:55.378	1:29.984	1:52.979	307.3	1:26:56.221						
33	2	7:14.611	4:03.821	1:26.516	1:44.274	264.5	3:43:32.332	13	2	4:00.115	38.231	1:27.255	1:54.629	322.0	1:30:56.336						
34	2	3:44.604	34.966	1:23.127	1:46.511	322.0	3:47:16.936	14	2	5:55.040	1:26.119	2:40.573	1:48.348	79.2	1:36:51.376						
35	2	4:08.199	1:01.579	1:23.220	1:43.400	322.0	3:51:25.135	15	2	3:50.054	36.988	1:25.570	1:47.496	322.0	1:40:41.430						
36	2	3:44.496	34.596	1:22.124	1:47.776	322.0	3:55:09.631	16	2	3:52.714	37.366	1:28.038	1:47.310	248.7	1:44:34.144						
37	2	3:43.790	35.622	1:23.196	1:44.972	325.8	3:58:53.421	17	2	4:01.376 B	36.765	1:25.572	1:59.039	322.0	1:48:35.520						
38	2	3:49.637 B	34.341	1:22.233	1:53.063	323.9	4:02:43.058	18	2	24:57.512	...	1:30.950	1:52.247	276.0	2:13:33.032						
<b>48</b> IDEC Sport Oreca 07 - Gibson LMP2 1.Paul LAFARGUE 3.Memo ROJAS 2.Paul Loup CHATIN							19								2	4:20.109	1:07.732	1:26.261	1:46.116	321.0	2:17:53.141
1	1	4:45.359 B	57.697	1:41.747	2:05.915	201.8	4:45.359	20	2	3:50.746	37.275	1:28.539	1:44.932	327.8	2:21:43.887						
2	2	8:03.433	4:45.562	1:30.919	1:46.952	226.8	12:48.792	21	2	3:52.786 B	36.207	1:25.190	1:51.389	323.9	2:25:36.673						
3	2	3:55.137 B	35.149	1:24.920	1:55.068	298.8	16:43.929	22	1	23:34.537 B	...	5:47.681	5:31.102	58.1	2:49:11.210						
4	2	11:57.079	8:47.255	1:25.106	1:44.718	244.2	28:41.008	23	1	33:47.947	...	1:33.205	1:55.170	270.4	3:22:59.157						
5	2	3:37.216	33.687	1:23.641	1:39.888	305.6	32:18.224	24	1	3:57.369	38.324	1:27.681	1:51.364	318.2	3:26:56.526						
6	2	3:35.993	34.519	1:22.406	1:39.068	324.9	35:54.217	25	1	3:57.600	39.438	1:28.294	1:49.868	316.3	3:30:54.126						
7	2	3:34.359	33.476	1:21.912	1:38.971	322.0	39:28.576	26	1	3:53.621	38.069	1:26.526	1:49.026	321.0	3:34:47.747						
8	2	3:48.884 B	34.486	1:23.733	1:50.665	316.3	43:17.460	27	1	3:55.122	38.004	1:27.964	1:49.154	323.9	3:38:42.869						
9	1	5:59.243	2:45.511	1:28.642	1:45.090	273.9	49:16.703	28	1	3:55.306	38.810	1:27.973	1:48.523	322.0	3:42:38.175						
10	1	3:42.970	35.178	1:24.896	1:42.896	322.0	52:59.673	29	1	3:56.876	39.596	1:27.163	1:50.117	324.9	3:46:35.051						
11	1	3:39.725	34.791	1:23.819	1:41.115	321.0	56:39.398	30	1	3:59.795	37.330	1:27.339	1:55.126	310.9	3:50:34.846						
12	1	3:39.563	34.407	1:23.263	1:41.893	320.1	1:00:18.961	31	1	4:28.817	37.590	1:27.332	2:23.895	322.0	3:55:03.663						
13	1	3:49.626 B	34.749	1:23.178	1:51.699	322.9	1:04:08.587	32	1	3:54.995	38.175	1:25.779	1:51.041	322.0	3:58:58.658						
14	3	13:20.983	...	1:27.137	1:49.490	310.9	1:17:29.570	33	1	3:59.132 B	37.492	1:25.902	1:55.738	304.7	4:02:57.790						
15	3	3:42.563	35.762	1:24.836	1:41.965	322.9	1:21:12.133	<b>50</b> Larbre Competition Ligier JSP217 - Gibson LMP2 1.Erwin CREED 3.Nicholas BOULLE 2.Romano RICCI 4.Christian PHILIPPON													
16	3	3:42.102	34.898	1:23.719	1:43.485	322.0	1:24:54.235	1	2	6:29.678 B	2:41.278	1:34.925	2:13.475	228.2	6:29.678						
17	3	3:41.704	35.776	1:24.424	1:41.504	322.0	1:28:35.939	2	2	10:43.312	...	1:27.131	1:45.192	303.9	1:17:12.990						
18	3	6:04.921 B	34.486	1:31.987	3:58.448	322.9	1:34:40.860	3	2	3:43.212	37.476	1:23.910	1:41.826	318.2	1:20:56.202						
19	2	5:19.125	2:08.027	1:25.170	1:45.928	322.0	1:39:59.985	4	2	3:41.794	34.721	1:24.796	1:42.277	294.0	1:24:37.996						
20	2	3:35.804	33.766	1:22.941	1:39.097	322.0	1:43:35.789	5	2	3:53.981 B	35.990	1:24.596	1:53.395	316.3	1:28:31.977						
21	2	3:38.320	34.761	1:24.598	1:38.961	288.5	1:47:14.109	6	2	9:56.813	6:46.794	1:26.780	1:43.239	295.6	1:38:28.790						
22	2	3:36.300	34.100	1:21.640	1:40.560	326.8	1:50:50.409	7	2	3:43.095	35.700	1:24.688	1:42.707	317.2	1:42:11.885						
23	2	3:44.622 B	33.753	1:21.922	1:48.947	322.9	1:54:35.031	8	2	3:43.270	35.225	1:25.580	1:42.465	302.2	1:45:55.155						
24	2	26:11.380	...	1:24.606	1:41.076	281.0	2:20:46.411	9	2	3:43.847	36.105	1:23.719	1:44.023	322.0	1:49:39.002						
25	2	3:32.995	33.813	1:21.474	1:37.708	322.9	2:24:19.406	10	2	3:52.762 B	37.637	1:24.055	1:51.070	324.9	1:53:31.764						
26	2	10:16.352 B	33.508	1:21.128	1:42.716	324.9	2:34:35.758	11	1	20:11.464	...	1:35.051	1:58.760	242.6	2:13:43.228						
27	3	53:26.716	...	1:24.745	1:40.514	321.0	3:28:02.474	12	1	4:25.666	1:06.225	1:27.805	1:51.636	322.9	2:18:08.894						
28	3	3:40.173	34.042	1:21.571	1:44.560	325.8	3:31:42.647														
29	3	3:35.808	34.323	1:21.953	1:39.532	326.8	3:35:18.455														
30	3	3:35.232	34.046	1:21.788	1:39.398	323.9	3:38:53.687														



# FIA WEC

## Official Test - 87<sup>e</sup> Edition des 24 Heures du Mans

### Test Session

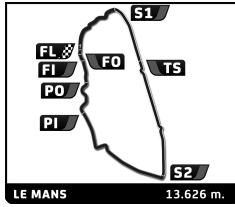
## Sector Analysis



Personal Best Session Best B Crossing the finish line in pit lane

Lap	D	Time	Sector 1	Sector 2	Sector 3	T. Spd	Elapsed	Lap	D	Time	Sector 1	Sector 2	Sector 3	T. Spd	Elapsed
13	1	3:54.651	37.237	1:27.562	1:49.852	322.0	2:22:03.545	37	2	3:59.898	37.471	1:30.845	1:51.582	289.3	3:50:06.757
14	1	3:53.460	37.947	1:26.056	1:49.457	322.0	2:25:57.005	38	2	4:49.776	37.371	1:30.885	2:41.520	289.3	3:54:56.533
15	1	4:00.667	36.614	1:26.162	1:57.891	295.6	2:29:57.672	39	2	4:00.403	37.832	1:30.274	1:52.297	296.4	3:58:56.936
16	1	4:10.441	36.472	1:25.857	2:08.112	320.1	2:34:08.113	40	2	3:56.073	37.173	1:30.287	1:48.613	290.8	4:02:53.009
17	1	3:47.705	36.894	1:25.684	1:45.127	327.8	2:37:55.818	<b>54 Spirit of Race</b> Ferrari F488 GTE LMGT E Am							
18	1	3:55.482 B	36.166	1:24.565	1:54.751	322.9	2:41:51.300	1.Thomas FLOHR 3.Giancarlo FISICHELLA							
19	3	7:23.553	4:10.113	1:27.187	1:46.253	314.5	2:49:14.853	2.Francesco CASTELLACCI							
20	3	4:22.962	36.879	1:25.457	2:20.626	321.0	2:53:37.815	1	2	7:35.561 B	3:32.387	1:50.249	2:12.925	186.8	7:35.561
21	3	3:49.657	37.973	1:24.827	1:46.857	322.9	2:57:27.472	2	2	5:51.359	2:15.072	1:38.580	1:57.707	218.1	13:26.920
22	3	3:43.099	35.706	1:24.601	1:42.792	320.1	3:01:10.571	3	2	4:06.177	39.017	1:34.345	1:52.815	283.2	17:33.097
23	3	4:00.743 B	37.237	1:29.881	1:53.625	318.2	3:05:11.314	4	2	4:06.557	38.572	1:35.031	1:52.954	273.9	21:39.654
24	3	30:56.060	...	1:25.849	1:43.524	298.8	3:36:07.374	5	2	4:01.036	37.611	1:32.840	1:50.585	285.4	25:40.690
25	3	3:50.402 B	35.640	1:25.205	1:49.557	299.7	3:39:57.776	6	2	4:02.222	37.751	1:32.890	1:51.581	286.2	29:42.912
26	3	4:39.017	1:34.158	1:24.096	1:40.763	324.9	3:44:36.793	7	2	4:02.520	37.743	1:32.957	1:51.820	288.5	33:45.432
27	3	3:39.770	36.074	1:23.593	1:40.103	322.9	3:48:16.563	8	2	4:10.158 B	37.781	1:33.259	1:59.118	286.9	37:55.590
28	3	4:30.120	<b>34.707</b>	<b>1:22.735</b>	2:32.678	324.9	3:52:46.683	9	1	7:37.574	3:50.062	1:42.092	2:05.420	233.7	45:33.164
29	3	3:41.105	37.310	1:23.697	1:40.098	321.0	3:56:27.788	10	1	4:19.017	40.916	1:38.152	1:59.949	261.9	49:52.181
30	3	<b>3:37.920</b>	34.834	1:23.186	<b>1:39.900</b>	325.8	4:00:05.708	11	1	4:12.596	39.963	1:35.772	1:56.861	285.4	54:04.777
<b>51 AF Corse</b> Ferrari 488 GTE EVO LMGT E Pro							1.Alessandro PIER GUIDI 3.Daniel SERRA								
2.James CALADO															
1	1	44:41.532 B	...	1:47.620	2:08.729	168.8	44:41.532	12	1	4:10.159	39.145	1:34.912	1:56.102	284.7	58:14.936
2	1	6:32.099	2:55.107	1:39.081	1:57.911	225.4	51:13.631	13	1	4:09.311	38.903	1:34.545	1:55.863	284.7	1:02:24.247
3	1	4:18.128 B	38.731	1:37.204	2:02.193	244.8	55:31.759	14	1	4:08.216	39.071	1:34.358	1:54.787	286.2	1:06:32.463
4	1	5:21.814	1:52.715	1:34.994	1:54.105	267.8	1:00:53.573	15	1	4:06.834	38.356	1:34.109	1:54.369	286.2	1:10:39.297
5	1	4:02.498	38.029	1:33.169	1:51.300	274.6	1:04:56.071	16	1	4:13.107	39.404	1:35.720	1:57.983	257.6	1:14:52.404
6	1	4:08.043 B	37.581	1:33.081	1:57.381	290.8	1:09:04.114	17	1	4:06.810	38.476	1:34.766	1:53.568	286.9	1:18:59.214
7	1	5:50.468	2:23.820	1:33.193	1:53.455	287.7	1:14:54.582	18	1	4:12.532 B	38.149	1:33.856	2:00.527	286.9	1:23:11.746
8	1	4:03.245	38.177	1:32.585	1:52.483	291.6	1:18:57.827	19	3	7:08.675	3:42.581	1:34.148	1:51.946	282.5	1:30:20.421
9	1	3:58.844	37.401	1:31.813	1:49.630	287.7	1:22:56.671	20	3	6:18.266	1:02.703	3:20.563	1:55.000	79.6	1:36:38.687
10	1	3:59.921	37.187	1:31.809	1:50.925	290.0	1:26:56.592	21	3	4:01.584	38.141	1:32.817	1:50.626	286.2	1:40:40.271
11	1	4:45.834 B	38.927	1:33.975	2:32.932	289.3	1:31:42.426	22	3	4:00.869	37.468	1:33.424	1:49.977	286.2	1:44:41.140
12	1	9:56.654	6:28.828	1:35.385	1:52.441	278.8	1:41:39.080	23	3	3:59.523	37.693	1:31.682	1:50.148	288.5	1:48:40.663
13	1	3:59.929	37.657	1:32.570	1:49.702	290.8	1:45:39.009	24	3	4:04.879	37.384	1:31.750	1:55.745	286.9	1:52:45.542
14	1	3:59.013	37.382	1:31.114	1:50.517	292.4	1:49:38.022	25	3	6:53.979 B	<b>37.211</b>	1:47.920	4:28.848	287.7	1:59:39.521
15	1	4:07.677 B	38.025	1:31.455	1:58.197	296.4	1:53:45.699	26	1	14:57.019	...	1:40.091	2:06.338	263.9	2:14:36.540
16	1	21:05.176 B	...	1:32.297	1:59.687	288.5	2:14:50.875	27	1	4:43.963	1:08.426	1:38.814	1:56.723	230.7	2:19:20.503
17	1	5:59.789	2:37.617	1:31.702	1:50.470	290.0	2:20:50.664	28	1	4:03.255	37.875	1:33.467	1:51.913	288.5	2:23:23.758
18	1	3:56.512	36.929	1:30.753	1:48.830	294.0	2:24:47.176	29	1	4:02.046	38.012	1:32.470	1:51.564	286.9	2:27:25.804
19	1	4:05.337 B	36.996	1:30.635	1:57.706	291.6	2:28:52.513	30	1	5:11.947	38.537	1:33.142	3:00.268	288.5	2:32:37.751
20	3	6:22.616	2:57.108	1:32.622	1:52.886	289.3	2:35:15.129	31	1	4:01.978	37.791	1:32.267	1:51.920	290.0	2:36:39.729
21	3	3:59.286	37.477	1:31.423	1:50.386	292.4	2:39:14.415	32	1	4:05.675	39.690	1:32.642	1:53.343	290.0	2:40:45.404
22	3	3:58.582	38.168	1:30.912	1:49.502	291.6	2:43:12.997	33	1	4:02.061	37.976	1:32.376	1:51.709	287.7	2:44:47.465
23	3	3:57.215	37.273	1:30.767	1:49.175	290.8	2:47:10.212	34	1	4:05.834	40.178	1:32.234	1:53.422	289.3	2:48:53.299
24	3	3:58.213	37.065	1:30.653	1:50.495	293.2	2:51:08.425	35	1	4:34.829	38.226	1:32.971	2:23.632	290.0	2:53:28.128
25	3	4:04.434 B	37.239	1:30.617	1:56.578	291.6	2:55:12.859	36	1	4:03.142	38.522	1:32.820	1:51.800	290.0	2:57:31.270
26	3	8:03.942	4:44.038	1:31.172	1:48.732	289.3	3:03:16.801	37	1	4:07.448	40.445	1:33.977	1:53.026	290.0	3:01:38.718
27	3	<b>3:55.922</b>	36.950	1:30.577	<b>1:48.395</b>	291.6	3:07:12.723	38	1	4:06.671	37.640	1:33.389	1:55.642	286.2	3:05:45.389
28	3	3:56.594	37.036	1:30.638	1:48.920	290.8	3:11:09.317	39	1	4:01.724	38.046	1:32.544	1:51.134	287.7	3:09:47.113
29	3	4:02.662 B	<b>36.917</b>	<b>1:30.025</b>	1:55.720	291.6	3:15:11.979	40	1	4:31.258 B	38.910	1:34.259	2:18.089	285.4	3:14:18.371
30	3	5:37.920	2:16.252	1:31.447	1:50.221	289.3	3:20:49.899	41	2	10:34.507	7:06.220	1:36.169	1:52.118	282.5	3:24:52.878
31	3	4:01.618	38.554	1:31.378	1:51.686	290.0	3:24:51.517	42	2	4:00.999	37.990	1:32.461	1:50.548	288.5	3:28:53.877
32	3	3:57.508	37.191	1:30.804	1:49.513	290.8	3:28:49.025	43	2	4:00.463	38.142	1:32.053	1:50.268	288.5	3:32:54.340
33	3	3:56.671	37.262	1:30.917	1:48.492	291.6	3:32:45.696	44	2	<b>3:58.478</b>	37.650	1:31.619	<b>1:49.209</b>	289.3	3:36:52.818
34	3	4:04.024 B	38.095	1:30.448	1:55.481	291.6	3:36:49.720	45	2	3:58.636	37.534	1:31.677	1:49.425	286.9	3:40:51.454
35	2	5:12.803	1:49.164	1:33.255	1:50.384	283.2	3:42:02.523	46	2	4:00.472	37.695	1:32.496	1:50.281	286.2	3:44:51.926
36	2	4:04.336	38.108	1:31.575	1:54.653	289.3	3:46:06.859	47	2	9:53.556 B	37.494	<b>1:31.544</b>	7:44.518	287.7	3:54:45.482





# FIA WEC

## Official Test - 87<sup>e</sup> Edition des 24 Heures du Mans

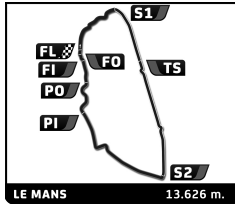
### Test Session

### Sector Analysis



Personal Best Session Best B Crossing the finish line in pit lane

Lap	D	Time	Sector 1	Sector 2	Sector 3	T. Spd	Elapsed	Lap	D	Time	Sector 1	Sector 2	Sector 3	T. Spd	Elapsed		
<b>56</b>	<b>Team Project 1</b>		Porsche 911 RSR			LMGTE Am		33	3	4:33.035	B	38.009	1:39.917	2:15.109	216.8	2:49:40.832	
	1.Jörg BERGMEISTER		3.Egidio PERFETTI					34	3	9:20.584		5:50.706	1:34.277	1:55.601	286.2	2:59:01.416	
	2.Patrick LINDSEY							35	3	4:01.426		37.728	1:32.487	1:51.211	288.5	3:03:02.842	
1	1	28:56.401	B	...	1:39.447	2:05.265	237.8	28:56.401	36	3	4:00.564		37.964	1:32.313	1:50.287	286.9	3:07:03.406
2	1	13:59.511		...	1:36.281	1:53.970	274.6	42:55.912	37	3	<b>3:59.625</b>		37.705	1:32.172	<b>1:49.748</b>	284.7	3:11:03.031
3	1	4:04.844		38.158	1:34.223	1:52.463	277.4	47:00.756	38	3	4:01.247		<b>37.338</b>	1:32.183	1:51.726	290.0	3:15:04.278
4	1	4:04.281		37.756	1:34.254	1:52.271	269.8	51:05.037	39	3	4:08.736	B	37.568	1:32.214	1:58.954	286.9	3:19:13.014
5	1	<b>4:02.254</b>		<b>37.698</b>	<b>1:33.354</b>	<b>1:51.202</b>	284.7	55:07.291	40	3	7:21.774		3:51.569	1:33.879	1:56.326	281.0	3:26:34.788
6	1	4:14.722	B	38.272	1:34.936	2:01.514	281.0	59:22.013	41	3	4:00.732		37.818	1:32.281	1:50.633	284.7	3:30:35.520
7	1	21:25.620		...	1:34.370	2:03.199	281.7	1:20:47.633	42	3	4:01.540		37.621	1:32.371	1:51.548	284.7	3:34:37.060
8	1	4:05.288		37.982	1:35.219	1:52.087	282.5	1:24:52.921	43	3	4:05.929	B	37.673	1:32.015	1:56.241	286.2	3:38:42.989
9	1	4:09.873	B	38.175	1:33.496	1:58.202	283.9	1:29:02.794	44	2	5:58.865		2:33.060	1:34.232	1:51.573	284.7	3:44:41.854
10	1	12:58.546		9:20.984	1:40.622	1:56.940	255.7	1:42:01.340	45	2	4:01.078		37.620	1:32.238	1:51.220	287.7	3:48:42.932
11	1	4:10.671	B	38.102	1:33.610	1:58.959	285.4	1:46:12.011	46	2	5:10.703		37.380	1:33.522	2:59.801	285.4	3:53:53.635
12	1	25:46.220		...	1:36.876	1:56.339	279.5	2:11:58.231	47	2	3:59.815		37.529	1:31.952	1:50.334	285.4	3:57:53.450
13	1	4:22.956	B	46.019	1:39.281	1:57.656	242.0	2:16:21.187	48	2	3:59.885		37.825	<b>1:31.898</b>	1:50.162	286.9	4:01:53.335
14	3	17:52.189		...	1:37.258	2:33.893	271.1	2:34:13.376									
15	3	4:08.352		39.630	1:34.974	1:53.748	283.2	2:38:21.728									
16	3	4:04.946		38.712	1:34.118	1:52.116	281.7	2:42:26.674									
17	3	4:15.011		38.442	1:34.210	2:02.359	281.7	2:46:41.685									
18	3	4:15.772	B	38.216	1:33.569	2:03.987	283.9	2:50:57.457									
<b>57</b>	<b>Car Guy Racing</b>		Ferrari F488 GTE			LMGTE Am											
	1.Takeshi KIMURA		3.Côme LEDOGAR														
	2.Kei COZZOLINO																
1	2	8:14.608	B	4:19.394	1:42.623	2:12.591	219.0	8:14.608									
2	2	5:49.551		2:08.075	1:40.546	2:00.930	246.4	14:04.159									
3	2	4:17.739		40.473	1:37.982	1:59.284	279.5	18:21.898									
4	2	4:14.135		39.519	1:36.534	1:58.082	285.4	22:36.033									
5	2	4:12.735		39.072	1:36.247	1:57.416	284.7	26:48.768									
6	2	4:09.882		39.219	1:35.348	1:55.315	284.7	30:58.650									
7	2	4:06.330		38.427	1:34.391	1:53.512	285.4	35:04.980									
8	2	4:03.738		37.894	1:33.689	1:52.155	285.4	39:08.718									
9	2	4:02.822		37.603	1:33.100	1:52.119	285.4	43:11.540									
10	2	4:03.803		37.928	1:32.930	1:52.945	286.2	47:15.343									
11	2	4:01.037		37.611	1:32.122	1:51.304	289.3	51:16.380									
12	2	4:04.216		37.680	1:33.875	1:52.661	290.8	55:20.596									
13	2	4:08.348	B	37.570	1:32.877	1:57.901	285.4	59:28.944									
14	1	7:45.832		3:51.176	1:44.091	2:10.565	273.9	1:07:14.776									
15	1	4:29.435		43.073	1:42.736	2:03.626	282.5	1:11:44.211									
16	1	4:28.552		44.883	1:38.973	2:04.696	279.5	1:16:12.763									
17	1	4:25.314		43.265	1:37.849	2:04.200	283.2	1:20:38.077									
18	1	4:23.595		42.024	1:38.139	2:03.432	281.7	1:25:01.672									
19	1	4:19.764		42.152	1:37.320	2:00.292	282.5	1:29:21.436									
20	1	6:34.021		41.423	3:30.113	2:22.485	79.7	1:35:55.457									
21	1	4:21.519		41.305	1:37.960	2:02.254	287.7	1:40:16.976									
22	1	4:20.384		42.414	1:37.116	2:00.854	283.2	1:44:37.360									
23	1	4:26.463		43.287	1:37.058	2:06.118	284.7	1:49:03.823									
24	1	4:20.346		42.545	1:36.734	2:01.067	284.7	1:53:24.169									
25	1	8:28.358	B	40.648	3:13.232	4:34.478	284.7	2:01:52.527									
26	1	14:15.919		...	1:36.937	1:59.460	282.5	2:16:08.446									
27	1	4:14.524		41.141	1:35.695	1:57.688	285.4	2:20:22.970									
28	1	4:11.915		39.875	1:35.016	1:57.024	285.4	2:24:34.885									
29	1	4:11.497		39.866	1:34.837	1:56.794	284.7	2:28:46.382									
30	1	5:34.271	B	39.773	1:37.726	3:16.772	281.0	2:34:20.653									
31	3	6:37.960		3:07.529	1:35.245	1:55.186	284.7	2:40:58.613									
32	3	4:09.184		38.625	1:37.274	1:53.285	286.9	2:45:07.797									
<b>60</b>	<b>Kessel Racing</b>		Ferrari F488 GTE			LMGTE Am											
	1.Claudio SCHIAVONI		3.Sergio PIANEZZOLA														
	2.Andrea PICCINI																
1	2	15:09.931	B	...	2:05.338	2:23.984	179.7	15:09.931									
2	2	8:46.143		4:43.426	1:54.106	2:08.611	213.4	23:56.074									
3	2	4:16.913		40.536	1:38.578	1:57.799	243.6	28:12.987									
4	2	4:07.498		39.024	1:34.477	1:53.997	289.3	32:20.485									
5	2	4:03.587		38.335	1:33.289	1:51.963	290.0	36:24.072									
6	2	4:03.349		38.190	1:32.661	1:52.498	287.7	40:27.421									
7	2	4:06.656		38.015	1:33.564	1:55.077	288.5	44:34.077									
8	2	4:24.052	B	39.576	1:36.382	2:08.094	286.9	48:58.129									
9	2	23:30.933	B	...	1:36.003	2:08.699	269.8	1:12:29.062									
10	2	25:13.231		...	1:38.713	1:53.979	240.4	1:37:42.293									
11	2	4:05.333		38.876	1:34.166	1:52.291	285.4	1:41:47.626									
12	2	<b>4:01.348</b>		38.157	1:32.225	<b>1:50.966</b>	290.0	1:45:48.974									
13	2	4:09.595	B	<b>37.700</b>	<b>1:31.903</b>	1:59.992	292.4	1:49:58.569									
14	3	23:53.176		...	1:35.368	1:59.432	283.9	2:13:51.745									
15	3	4:35.847		1:08.649	1:34.414	1:5											



# FIA WEC Official Test - 87<sup>e</sup> Edition des 24 Heures du Mans Test Session

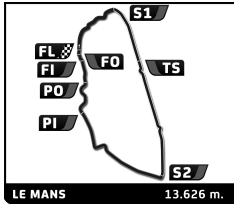
## Sector Analysis



Personal Best Session Best B Crossing the finish line in pit lane

Lap	D	Time	Sector 1	Sector 2	Sector 3	T. Spd	Elapsed	Lap	D	Time	Sector 1	Sector 2	Sector 3	T. Spd	Elapsed		
1	2	8:57.049	B	5:11.091	1:40.223	2:05.735	219.0	8:57.049	8	1	4:09.928	39.889	1:35.432	1:54.607	283.2	2:57:43.081	
2	2	6:27.693		2:54.826	1:36.600	1:56.267	265.1	15:24.742	9	1	4:07.042	38.723	1:34.457	1:53.862	282.5	3:01:50.123	
3	2	4:08.884		38.972	1:35.710	1:54.202	281.0	19:33.626	10	1	4:06.449	38.157	1:33.772	1:54.520	283.2	3:05:56.572	
4	2	4:09.059		39.559	1:35.173	1:54.327	283.2	23:42.685	11	1	4:03.610	38.175	1:33.467	1:51.968	283.9	3:10:00.182	
5	2	4:06.692		38.492	1:34.751	1:53.449	282.5	27:49.377	12	1	4:04.710	38.189	1:33.331	1:53.190	285.4	3:14:04.892	
6	2	4:15.619	B	38.531	1:35.729	2:01.359	281.7	32:04.996	13	1	4:11.351	B	38.236	1:33.342	1:59.773	281.7	3:18:16.243
7	2	7:12.015		3:43.064	1:34.595	1:54.356	283.2	39:17.011	14	3	12:00.850	8:15.944	1:39.939	2:04.967	258.2	3:30:17.093	
8	2	4:02.115		38.206	1:33.341	1:50.568	284.7	43:19.126	15	3	4:20.941	41.281	1:39.183	2:00.477	243.1	3:34:38.034	
9	2	4:01.267		37.613	1:32.682	1:50.972	286.9	47:20.393	16	3	4:19.908	41.224	1:37.365	2:01.319	283.9	3:38:57.942	
10	2	4:16.354	B	38.023	1:33.164	2:05.167	286.2	51:36.747	17	3	4:15.634	41.256	1:37.005	1:57.373	281.7	3:43:13.576	
11	1	8:16.287		4:43.103	1:37.031	1:56.153	283.2	59:53.034	18	3	4:14.043	40.011	1:35.886	1:58.146	281.7	3:47:27.619	
12	1	4:08.413		39.052	1:35.950	1:53.411	281.7	1:04:01.447	19	3	4:14.695	39.757	1:35.716	1:59.222	283.2	3:51:42.314	
13	1	4:09.198		38.662	1:35.923	1:54.613	280.3	1:08:10.645	20	3	4:10.545	39.591	1:35.633	1:55.321	284.7	3:55:52.859	
14	1	4:08.025		38.653	1:34.330	1:55.042	283.2	1:12:18.670	21	3	4:08.275	38.947	1:34.866	1:54.462	283.2	4:00:01.134	
15	1	4:08.057		38.640	1:35.826	1:53.591	281.7	1:16:26.727	<b>63</b> <b>Corvette Racing</b> <span style="float:right">Chevrolet Corvette C7.R</span>								
16	1	4:05.583		38.307	1:34.069	1:53.207	285.4	1:20:32.310	1. Jan MAGNUSSEN <span style="float:right">3. Mike ROCKENFELLER</span>								
17	1	4:04.826		38.182	1:34.003	1:52.641	283.2	1:24:37.136	2. Antonio GARCIA <span style="float:right">LMGTE Pro</span>								
18	1	4:07.493		39.237	1:34.392	1:53.864	282.5	1:28:44.629	1	2	6:23.309	B	2:25.247	1:46.262	2:11.800	199.6	6:23.309
19	1	6:23.944	B	39.053	2:19.945	3:24.946	283.2	1:35:08.573	2	2	8:26.642		4:54.423	1:36.283	1:55.936	255.1	14:49.951
20	1	12:37.313		9:04.731	1:37.514	1:55.068	283.2	1:47:45.886	3	2	4:02.957	38.198	1:33.433	1:51.326	278.1	18:52.908	
21	1	4:08.504		39.490	1:35.073	1:53.941	280.3	1:51:54.390	4	2	4:00.753	37.263	1:32.271	1:51.219	287.7	22:53.661	
22	1	6:44.955	B	38.119	1:35.719	4:31.117	283.2	1:58:39.345	5	2	4:01.129	37.709	1:32.398	1:51.022	284.7	26:54.790	
23	1	15:11.300		...	1:34.669	2:00.048	281.7	2:13:50.645	6	2	4:02.118	37.684	1:32.440	1:51.994	290.8	30:56.908	
24	1	4:35.129		1:09.322	1:33.906	1:51.901	286.9	2:18:25.774	7	2	4:09.205	B	37.494	1:32.682	1:59.029	289.3	35:06.113
25	1	4:03.362		37.708	1:33.137	1:52.517	284.7	2:22:29.136	8	2	7:17.166	3:50.730	1:34.771	1:51.665	239.9	42:23.279	
26	1	4:04.023		38.409	1:33.672	1:51.942	288.5	2:26:33.159	9	2	4:07.542	40.781	1:34.823	1:51.938	286.9	46:30.821	
27	1	5:13.539		38.382	1:34.256	3:00.901	281.0	2:31:46.698	10	2	3:59.955	37.423	1:32.301	1:50.231	288.5	50:30.776	
28	1	4:06.279		38.319	1:34.036	1:53.924	285.4	2:35:52.977	11	2	3:59.152	37.259	1:32.084	1:49.809	290.0	54:29.928	
29	1	4:04.836		38.765	1:33.709	1:52.362	283.9	2:39:57.813	12	2	4:08.564	B	37.271	1:31.633	1:59.660	290.0	58:38.492
30	1	4:07.329		38.244	1:33.584	1:55.501	284.7	2:44:05.142	13	3	6:40.127	3:07.849	1:36.303	1:55.975	269.8	1:05:18.619	
31	1	4:04.635		38.507	1:33.551	1:52.577	283.9	2:48:09.777	14	3	4:03.784	38.412	1:33.276	1:52.096	288.5	1:09:22.403	
32	1	4:37.464		38.063	1:33.459	2:25.942	284.7	2:52:47.241	15	3	4:02.091	38.048	1:32.498	1:51.545	289.3	1:13:24.494	
33	1	4:04.365		38.570	1:33.643	1:52.152	283.2	2:56:51.606	16	3	4:03.824	38.863	1:32.231	1:52.730	293.2	1:17:28.318	
34	1	4:04.329		38.924	1:33.656	1:51.749	284.7	3:00:55.935	17	3	4:01.508	38.428	1:31.959	1:51.121	291.6	1:21:29.826	
35	1	4:11.322	B	38.126	1:33.212	1:59.984	286.2	3:05:07.257	18	3	4:00.525	37.955	1:32.057	1:50.513	290.0	1:25:30.351	
36	3	10:01.126		6:31.558	1:35.171	1:54.397	281.7	3:15:08.383	19	3	4:07.707	B	37.544	1:31.995	1:58.168	289.3	1:29:38.058
37	3	4:03.653		38.110	1:32.840	1:52.703	285.4	3:19:12.036	20	3	10:23.956	6:59.278	1:33.233	1:51.445	289.3	1:40:02.014	
38	3	4:04.058		38.629	1:33.450	1:51.979	283.2	3:23:16.094	21	3	4:01.920	37.441	1:32.610	1:51.869	290.0	1:44:03.934	
39	3	4:02.521		37.712	1:33.474	1:51.335	283.2	3:27:18.615	22	3	3:58.982	37.441	1:31.642	1:49.899	290.0	1:48:02.916	
40	3	4:02.202		37.729	1:33.656	1:50.817	283.2	3:31:20.817	23	3	4:09.552	B	37.379	1:31.515	2:00.658	290.8	1:52:12.468
41	3	4:00.586		37.616	1:32.321	1:50.649	285.4	3:35:21.403	24	3	19:55.469	...	1:33.485	1:52.963	286.9	2:12:07.937	
42	3	4:09.420	B	37.714	1:32.325	1:59.381	285.4	3:39:30.823	25	3	4:02.212	38.386	1:32.726	1:51.100	289.3	2:16:10.149	
43	3	5:59.981		2:27.610	1:32.823	1:59.548	283.2	3:45:30.804	26	3	4:09.132	B	37.923	1:31.808	1:59.401	289.3	2:20:19.281
44	3	4:06.947		38.068	1:32.657	1:56.222	283.2	3:49:37.751	27	1	5:39.770	2:12.794	1:33.455	1:53.521	286.2	2:25:59.051	
45	3	5:08.697		37.736	1:33.484	2:57.477	286.2	3:54:46.448	28	1	4:36.065	37.325	1:32.473	2:26.267	290.8	2:30:35.116	
46	3	4:01.836		38.387	1:32.794	1:50.655	284.7	3:58:48.284	29	1	3:59.500	37.496	1:31.756	1:50.248	289.3	2:34:34.616	
47	3	<b>3:59.430</b>		<b>37.477</b>	<b>1:31.832</b>	<b>1:50.121</b>	286.2	4:02:47.714	30	1	3:58.098	37.260	1:31.347	1:49.491	290.8	2:38:32.714	
<b>62</b> <b>WeatherTech Racing</b> <span style="float:right">Ferrari F488 GTE</span>								1. Cooper MACNEIL <span style="float:right">3. Robert SMITH</span>									
2. Toni VILANDER <span style="float:right">LMGTE Am</span>																	
1	2	12:19.518		...	1:48.659	2:05.354	194.9	2:12:19.518	31	1	3:57.854	37.293	1:31.171	1:49.390	291.6	2:42:30.568	
2	2	4:35.556		57.506	1:38.649	1:59.401	240.4	2:16:55.074	32	1	3:58.179	37.268	1:31.150	1:49.761	290.0	2:46:28.747	
3	2	4:23.793	B	39.954	1:38.514	2:05.325	249.8	2:21:18.867	33	1	4:06.089	B	37.430	1:31.217	1:57.442	287.7	2:50:34.836
4	2	11:23.093		6:47.435	1:36.455	2:59.203	265.8	2:32:41.960	34	1	12:03.402	8:39.704	1:31.889	1:51.809	287.7	3:02:38.238	
5	2	<b>4:02.346</b>		<b>37.818</b>	1:32.787	<b>1:51.741</b>	285.4	2:36:44.306	35	1	3:56.642	37.063	1:30.828	1:48.751	289.3	3:06:34.880	
6	2	4:08.333	B	37.876	<b>1:32.131</b>	1:58.326	289.3	2:40:52.639	36	1	3:57.871	38.131	1:30.638	1:49.102	289.3	3:10:32.751	
7	1	12:40.514		8:35.700	1:37.212	2:27.602	261.3	2:53:33.153	37	1	3:56.475	37.241	1:30.682	1:48.552	290.8	3:14:29.226	
									38	1	4:05.021	B	37.088	1:31.594	1:56.339	290.0	3:18:34.247
									39	1	5:47.822	2:08.729	1:47.456	1:51.637	249.8	3:24:22.069	
									40	1	3:56.634	37.109	1:30.948	1:48.577	291.6	3:28:18.703	





# FIA WEC Official Test - 87<sup>e</sup> Edition des 24 Heures du Mans Test Session

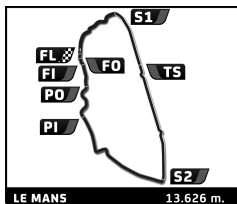
## Sector Analysis



■ Personal Best ■ Session Best B Crossing the finish line in pit lane

Lap	D	Time	Sector 1	Sector 2	Sector 3	T. Spd	Elapsed	Lap	D	Time	Sector 1	Sector 2	Sector 3	T. Spd	Elapsed	
41	1	4:02.108	37.038	1:31.768	1:53.302	290.8	3:32:20.811	<b>66</b> Ford Chip Ganassi UK 1.Stefan MÜCKE 3.Billy JOHNSON 2.Olivier PLA Ford GT LMGTE Pro	1	2	24:56.519	...	1:36.545	1:58.516	261.3	24:56.519
42	1	3:57.195	37.661	1:30.853	1:48.681	294.8	3:36:18.006		2	2	3:59.788	37.429	1:32.176	1:50.183	290.0	28:56.307
43	1	4:07.748B	37.405	1:32.481	1:57.862	293.2	3:40:25.754		3	2	4:03.093	37.799	1:32.494	1:52.800	290.8	32:59.400
44	2	6:13.834	2:47.615	1:33.370	1:52.849	277.4	3:46:39.588		4	2	4:11.478B	37.701	1:33.261	2:00.516	286.9	37:10.878
45	2	4:00.606	37.313	1:31.339	1:51.954	290.8	3:50:40.194		5	2	9:45.396	6:18.796	1:35.508	1:51.092	286.2	46:56.274
46	2	4:27.783	36.939	1:30.892	2:19.952	280.3	3:55:07.977		6	2	4:01.652	39.060	1:32.601	1:49.991	288.5	50:57.926
47	2	3:55.992	36.980	1:30.550	1:48.462	290.0	3:59:03.969		7	2	3:59.759	37.319	1:32.655	1:49.785	289.3	54:57.685
48	2	<b>3:55.704</b>	<b>36.919</b>	<b>1:30.426</b>	<b>1:48.359</b>	293.2	4:02:59.673		8	2	4:06.976B	37.661	1:31.266	1:58.049	291.6	59:04.661
<b>64</b>		<b>Corvette Racing</b> 1.Oliver GAVIN 2.Tom MILNER		3.Marcel FÄSSLER			Chevrolet Corvette C7.R LMGTE Pro	9	2	13:48.414	...	1:33.310	1:51.066	282.5	1:12:53.075	
1	2	5:45.943B	2:01.456	1:40.074	2:04.413	232.1	5:45.943	10	2	3:56.718	36.886	1:31.153	1:48.679	289.3	1:16:49.793	
2	2	6:32.090	3:03.081	1:35.234	1:53.775	281.0	12:18.033	11	2	4:04.874B	36.959	1:31.067	1:56.848	290.8	1:20:54.667	
3	2	4:02.601	37.825	1:33.217	1:51.559	286.2	16:20.634	12	1	8:55.297	5:29.289	1:34.434	1:51.574	287.7	1:29:49.964	
4	2	4:01.695	37.949	1:32.711	1:51.035	289.3	20:22.329	13	1	6:23.131	37.720	3:50.808	1:54.603	79.2	1:36:13.095	
5	2	4:02.823	37.693	1:32.420	1:52.710	289.3	24:25.152	14	1	4:03.989	38.745	1:33.180	1:52.064	288.5	1:40:17.084	
6	2	4:02.218	37.964	1:32.681	1:51.573	290.0	28:27.370	15	1	3:59.229	37.612	1:31.767	1:49.850	290.0	1:44:16.313	
7	2	4:01.818	37.796	1:32.615	1:51.407	289.3	32:29.188	16	1	3:58.324	37.128	1:31.966	1:49.230	291.6	1:48:14.637	
8	2	4:08.091B	37.825	1:32.743	1:57.523	278.1	36:37.279	17	1	4:07.074B	38.049	1:31.347	1:57.678	290.0	1:52:21.711	
9	2	14:44.250	...	1:35.015	1:54.650	286.9	51:21.529	18	1	20:36.598	...	1:34.055	1:59.637	280.3	2:12:58.309	
10	2	4:04.816	38.022	1:32.677	1:54.117	290.8	55:26.345	19	1	4:32.208	1:05.984	1:33.088	1:53.136	289.3	2:17:30.517	
11	2	4:00.805	37.672	1:32.315	1:50.818	289.3	59:27.150	20	1	4:07.499B	37.929	1:32.228	1:57.342	290.0	2:21:38.016	
12	2	4:00.182	37.619	1:32.023	1:50.540	290.0	1:03:27.332	21	1	17:41.234	...	1:32.112	1:49.606	290.0	2:39:19.250	
13	2	4:07.682B	37.708	1:32.504	1:57.470	290.0	1:07:35.014	22	1	3:57.413	37.472	1:30.763	1:49.178	292.4	2:43:16.663	
14	2	12:51.296	9:27.104	1:33.113	1:51.079	287.7	1:20:26.310	23	1	3:56.324	37.003	<b>1:30.398</b>	1:48.923	293.2	2:47:12.987	
15	2	3:59.705	37.535	1:31.742	1:50.428	290.0	1:24:26.015	24	1	4:08.421B	37.027	1:31.867	1:59.527	295.6	2:51:21.408	
16	2	4:00.022	37.593	1:31.948	1:50.481	290.0	1:28:26.037	25	1	5:59.657	2:37.501	1:31.631	1:50.525	291.6	2:57:21.065	
17	2	6:13.395B	37.500	1:33.332	3:58.563	288.5	1:34:39.432	26	1	3:57.096	37.061	1:30.925	1:49.110	290.8	3:01:18.161	
18	3	6:21.541	2:55.567	1:33.826	1:52.148	285.4	1:41:00.973	27	1	3:55.780	36.851	1:30.575	1:48.354	292.4	3:05:13.941	
19	3	3:59.783	37.819	1:31.606	1:50.358	291.6	1:45:00.756	28	1	4:04.715B	37.377	1:31.325	1:56.013	292.4	3:09:18.656	
20	3	4:03.451	37.905	1:31.646	1:53.900	290.0	1:49:04.207	29	3	5:46.762	2:24.911	1:31.802	1:50.049	291.6	3:15:05.418	
21	3	3:59.545	37.790	1:31.718	1:50.037	290.0	1:53:03.752	30	3	4:01.148	37.496	1:31.816	1:51.836	290.0	3:19:06.566	
22	3	7:27.957B	37.540	2:16.012	4:34.405	290.0	2:00:31.709	31	3	4:03.900B	37.478	1:31.260	1:55.162	290.8	3:23:10.466	
23	3	27:14.681	...	1:32.430	1:50.537	286.2	2:27:46.390	32	3	8:51.941	5:30.424	1:31.886	1:49.631	287.7	3:32:02.407	
24	3	5:06.364	37.262	1:31.394	2:57.708	290.0	2:32:52.754	33	3	3:58.534	38.193	1:31.399	1:48.942	289.3	3:36:00.941	
25	3	3:58.085	37.351	1:31.067	1:49.667	290.0	2:36:50.839	34	3	3:58.668	39.168	1:31.438	1:48.062	285.4	3:39:59.609	
26	3	3:59.744	38.538	1:31.409	1:49.797	296.4	2:40:50.583	35	3	3:56.535	36.948	1:31.384	1:48.203	286.2	3:43:56.144	
27	3	<b>3:57.323</b>	37.295	1:30.835	1:49.193	291.6	2:44:47.906	36	3	3:56.989	37.498	1:30.972	1:48.519	286.2	3:47:53.133	
28	3	3:58.960	38.127	1:31.073	1:49.760	290.8	2:48:46.866	37	3	4:24.910	36.971	1:31.417	2:16.522	287.7	3:52:18.043	
29	3	4:40.951B	38.931	1:31.318	2:30.702	291.6	2:53:27.817	38	3	<b>3:55.728</b>	<b>36.801</b>	1:30.871	<b>1:48.056</b>	285.4	3:56:13.771	
30	3	11:41.756	8:19.579	1:32.818	1:49.359	262.6	3:05:09.573	39	3	4:01.496B	36.928	1:30.679	1:53.889	287.7	4:00:15.267	
31	3	3:58.429	37.839	1:31.210	1:49.380	290.8	3:09:08.002	<b>67</b> Ford Chip Ganassi UK 1.Andy PRIAULX 3.Jonathan BOMARITO 2.Harry TINCKNELL Ford GT LMGTE Pro	1	1	20:52.037	...	1:33.887	1:52.995	286.9	20:52.037
32	3	3:59.213	38.080	1:31.104	1:50.029	292.4	3:13:07.215	2	1	3:59.289	37.190	1:32.283	1:49.816	290.0	24:51.326	
33	3	3:58.445	37.662	1:30.894	1:49.889	290.0	3:17:05.660	3	1	3:59.702	36.972	1:32.486	1:50.244	289.3	28:51.028	
34	3	4:04.416B	37.405	1:31.148	1:55.863	290.0	3:21:10.076	4	1	4:08.594B	37.402	1:32.815	1:58.377	291.6	32:59.622	
35	1	6:32.377	3:09.772	1:32.235	1:50.370	288.5	3:27:42.453	5	1	10:22.215	6:57.489	1:33.761	1:50.965	289.3	43:21.837	
36	1	4:02.046	37.317	1:31.179	1:53.550	289.3	3:31:44.499	6	1	4:00.066	37.329	1:32.134	1:50.603	290.8	47:21.903	
37	1	3:57.798	37.421	1:31.034	1:49.343	291.6	3:35:42.297	7	1	4:15.699B	37.403	1:32.810	2:05.486	281.0	51:37.602	
38	1	3:57.618	<b>37.178</b>	1:31.234	1:49.206	284.7	3:39:39.915	8	1	8:35.419	5:12.371	1:32.609	1:50.439	282.5	1:00:13.021	
39	1	4:05.146B	38.727	1:31.510	1:54.909	290.8	3:43:45.061	9	1	4:03.936	38.316	1:35.423	1:50.197	287.7	1:04:16.957	
40	1	6:11.054	2:46.300	1:31.433	1:53.321	287.7	3:49:56.115	10	1	4:03.523	38.143	1:34.605	1:50.775	254.5	1:08:20.480	
41	1	4:58.785	37.604	1:31.312	2:49.869	289.3	3:54:54.900	11	1	3:58.862	37.338	1:31.931	1:49.593	289.3	1:12:19.342	
42	1	3:57.652	37.472	1:31.404	<b>1:48.776</b>	290.8	3:58:52.552									
43	1	3:59.190	37.347	<b>1:30.584</b>	1:51.259	292.4	4:02:51.742									





# FIA WEC Official Test - 87<sup>e</sup> Edition des 24 Heures du Mans Test Session

## Sector Analysis



Personal Best Session Best B Crossing the finish line in pit lane

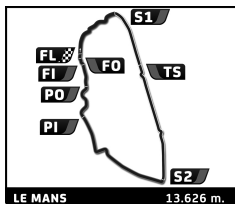
Lap	D	Time	Sector 1	Sector 2	Sector 3	T. Spd	Elapsed	Lap	D	Time	Sector 1	Sector 2	Sector 3	T. Spd	Elapsed		
12	1	4:06.570	B	38.421	1:32.936	1:55.213	287.7	1:16:25.912	21	2	3:56.930	37.696	1:30.842	1:48.392	290.8	2:56:56.352	
13	1	6:56.887		3:34.194	1:32.381	1:50.312	285.4	1:23:22.799	22	2	4:06.636	B	37.302	1:32.055	1:57.279	293.2	3:01:02.988
14	1	3:58.065		37.135	1:31.862	1:49.068	287.7	1:27:20.864	23	2	13:21.405		9:58.755	1:33.125	1:49.525	266.5	3:14:24.393
15	1	5:22.730	B	39.161	1:32.708	3:10.861	286.9	1:32:43.594	24	2	3:59.916		39.522	1:31.672	1:48.722	288.5	3:18:24.309
16	1	6:24.843		3:01.666	1:32.634	1:50.543	285.4	1:39:08.437	25	2	4:03.643	B	37.170	1:31.838	1:54.635	289.3	3:22:27.952
17	1	4:01.442		39.285	1:32.400	1:49.757	289.3	1:43:09.879	26	2	10:40.828		7:12.877	1:36.128	1:51.823	283.2	3:33:08.780
18	1	3:57.807		37.119	1:31.475	1:49.213	287.7	1:47:07.686	27	2	4:03.482	B	37.072	1:30.442	1:55.968	291.6	3:37:12.262
19	1	4:08.727	B	37.456	1:32.535	1:58.736	287.7	1:51:16.413	28	2	9:38.783		5:58.934	1:36.345	2:03.504	270.4	3:46:51.045
20	1	20:54.374		...	1:32.141	1:52.136	284.7	2:12:10.787	29	2	4:09.451	B	38.205	1:31.509	1:59.737	290.0	3:51:00.496
21	1	4:09.046		47.583	1:31.646	1:49.817	290.0	2:16:19.833									
22	1	3:57.006		36.936	1:30.768	1:49.302	291.6	2:20:16.839									
23	1	4:06.614	B	37.352	1:32.028	1:57.234	287.7	2:24:23.453									
24	3	8:02.671		3:22.093	1:37.475	3:03.103	265.1	2:32:26.124									
25	3	4:07.612		38.144	1:34.260	1:55.208	288.5	2:36:33.736									
26	3	4:06.976		38.059	1:35.002	1:53.915	290.0	2:40:40.712									
27	3	4:02.528		37.976	1:33.118	1:51.434	290.0	2:44:43.240									
28	3	4:01.553		37.759	1:32.908	1:50.886	289.3	2:48:44.793									
29	3	4:36.750		37.923	1:32.257	2:26.570	290.8	2:53:21.543									
30	3	4:03.718		39.075	1:32.754	1:51.889	290.8	2:57:25.261									
31	3	3:59.587		37.646	1:31.813	1:50.128	294.0	3:01:24.848									
32	3	3:58.614		37.378	1:31.843	1:49.393	293.2	3:05:23.462									
33	3	3:58.472		37.323	1:31.572	1:49.577	290.8	3:09:21.934									
34	3	3:58.550		37.369	1:31.755	1:49.426	290.8	3:13:20.484									
35	3	3:57.782		37.160	1:31.373	1:49.249	289.3	3:17:18.266									
36	3	3:58.383		37.208	1:31.472	1:49.703	291.6	3:21:16.649									
37	3	4:08.994	B	37.399	1:32.642	1:58.953	289.3	3:25:25.643									
38	2	7:25.451		3:59.129	1:35.729	1:50.593	229.2	3:32:51.094									
39	2	3:58.226		37.674	1:31.887	1:48.665	290.8	3:36:49.320									
40	2	3:56.698		37.097	1:31.353	1:48.248	290.0	3:40:46.018									
41	2	3:57.255		37.168	1:31.091	1:48.996	290.8	3:44:43.273									
42	2	4:06.411	B	37.707	1:31.560	1:57.144	290.8	3:48:49.684									
43	2	5:50.945		1:20.681	1:31.595	2:58.669	287.7	3:54:40.629									
44	2	3:58.777		37.216	1:30.965	1:50.596	291.6	3:58:39.406									
45	2	3:56.128		37.197	1:30.528	1:48.403	291.6	4:02:35.534									

68		Ford Chip Ganassi USA		Ford GT				
		1. Joey HAND		LMGTE Pro				
		2. Dirk MÜLLER						
		3. Sébastien BURDAIS						
1	1	9:56.690	B	6:14.983	1:39.826	2:01.881	224.9	9:56.690
2	1	28:01.697		...	1:34.527	1:52.420	261.3	37:58.387
3	1	4:08.641	B	37.264	1:33.148	1:58.229	286.9	42:07.028
4	1	15:32.663		...	1:34.946	1:51.845	283.2	57:39.691
5	1	4:06.493	B	37.514	1:32.810	1:56.169	286.2	1:01:46.184
6	1	10:58.014		7:33.385	1:33.809	1:50.820	283.2	1:12:44.198
7	1	4:06.340	B	37.662	1:32.626	1:56.052	285.4	1:16:50.538
8	1	13:33.435		...	1:32.695	1:51.669	286.2	1:30:23.973
9	1	6:13.586		1:05.959	3:16.650	1:50.977	79.0	1:36:37.559
10	1	3:59.590		37.450	1:32.253	1:49.887	286.9	1:40:37.149
11	1	4:00.266		37.559	1:32.654	1:50.053	287.7	1:44:37.415
12	1	3:58.871		37.771	1:31.856	1:49.244	290.8	1:48:36.286
13	1	4:06.455	B	37.372	1:31.497	1:57.586	288.5	1:52:42.741
14	2	21:39.185		...	1:35.673	1:55.672	282.5	2:14:21.926
15	2	4:29.954		1:06.141	1:33.017	1:50.796	286.9	2:18:51.880
16	2	3:59.275		38.025	1:31.582	1:49.668	291.6	2:22:51.155
17	2	4:10.672	B	38.133	1:33.587	1:58.952	285.4	2:27:01.827
18	2	16:51.096	B	...	1:42.561	2:09.000	228.2	2:43:52.923
19	2	4:30.019		1:05.497	1:33.151	1:51.371	273.9	2:48:22.942
20	2	4:36.480		37.714	1:30.821	2:27.945	293.2	2:52:59.422

69		Ford Chip Ganassi USA		Ford GT				
		1. Ryan BRISCOE		LMGTE Pro				
		2. Richard WESTBROOK						
		3. Scott DIXON						
1	2	10:55.614	B	7:17.205	1:36.073	2:02.336	260.7	10:55.614
2	2	21:07.158		...	1:33.972	1:52.828	278.1	32:02.772
3	2	4:01.906		37.912	1:32.766	1:51.228	286.9	36:04.678
4	2	4:00.211		37.313	1:32.607	1:50.291	287.7	40:04.889
5	2	4:00.118		37.594	1:32.306	1:50.218	286.9	44:05.007
6	2	4:08.905	B	37.243	1:32.415	1:59.247	286.9	48:13.912
7	1	14:34.539		...	1:35.013	1:53.175	276.7	1:02:48.451
8	1	4:04.530		38.050	1:35.184	1:51.296	286.2	1:06:52.981
9	1	4:00.692		37.863	1:32.490	1:50.339	287.7	1:10:53.673
10	1	3:59.993		37.438	1:31.761	1:50.794	289.3	1:14:53.666
11	1	4:08.770	B	37.918	1:32.730	1:58.122	286.9	1:19:02.436
12	1	4:42.544		1:20.237	1:32.318	1:49.989	288.5	1:23:44.980
13	1	4:07.220	B	37.354	1:31.656	1:58.210	289.3	1:27:52.200
14	1	23:31.566		...	1:32.356	1:51.131	286.2	1:51:23.766
15	1	6:35.531	B	37.288	1:31.459	4:26.784	287.7	1:57:59.297
16	1	16:07.684		...	1:33.066	1:50.612	283.2	2:14:06.981
17	1	4:33.731		1:05.198	1:31.276	1:57.257	287.7	2:18:40.712
18	1	3:57.474		37.129	1:31.400	1:48.945	293.2	2:22:38.186
19	1	4:07.892	B	37.367	1:30.912	1:59.613	290.8	2:26:46.078
20	1	16:00.787		...	1:31.836	1:49.643	286.9	2:42:46.865
21	1	3:57.759		37.718	1:30.961	1:49.080	290.0	2:46:44.624
22	1	4:08.856	B	37.102	1:31.113	2:00.641	290.0	2:50:53.480
23	2	16:23.819		...	1:33.067	1:54.756	286.9	3:07:17.299
24	2	3:58.714		37.412	1:31.625	1:49.677	289.3	3:11:16.013
25	2	3:57.977		37.275	1:31.332	1:49.370	286.2	3:15:13.990
26	2	3:58.231		37.136	1:30.704	1:50.391	290.8	3:19:12.221
27	2	3:57.487		37.694	1:30.958	1:48.835	290.8	3:23:09.708
28	2	3:57.285		37.107	1:31.162	1:49.016	288.5	3:27:06.993
29	2	3:56.676		37.089	1:30.809	1:48.778	289.3	3:31:03.669
30	2	4:05.964	B	37.123	1:30.967	1:57.874	281.0	3:35:09.633
31	2	19:52.022		...	1:31.781	2:39.039	286.9	3:55:01.655
32	2	3:57.778		37.672	1:31.011	1:49.095	291.6	3:58:59.433
33	2	4:02.683	B	37.167	1:30.334	1:55.182	292.4	4:03:02.116

70		MR Racing		Ferrari F488 GTE				
		1. Motoaki ISHIKAWA		LMGTE Am				
		2. Olivier BERETTA						
		3. Edward CHEEVER						
1	2	9:43.773		6:07.344	1:38.702	1:57.727	247.6	9:43.773
2	2	4:09.208		39.701	1:35.326	1:54.181	280.3	13:52.981
3	2	4:03.880		37.863	1:33.803	1:52.214	284.7	17:56.861
4	2	4:21.344	B	40.685	1:35.711	2:04.948	284.7	22:18.205
5	2	12:09.154		8:39.054	1:36.477	1:53.623	275.3	34:27.359
6	2	4:05.417		38.457	1:33.891	1:53.069	282.5	38:32.776
7	2	4:05.989		37.697	1:33.862	1:54.430	283.9	42:38.765
8	2	4:02.629		37.980	1:32.878	1:51.771	285.4	46:41.394





# FIA WEC Official Test - 87<sup>e</sup> Edition des 24 Heures du Mans

## Test Session

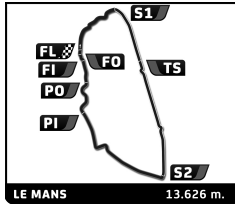
### Sector Analysis



■ Personal Best ■ Session Best ■ Crossing the finish line in pit lane

Lap	D	Time	Sector 1	Sector 2	Sector 3	T. Spd	Elapsed	Lap	D	Time	Sector 1	Sector 2	Sector 3	T. Spd	Elapsed		
9	2	4:07.200	39.144	1:34.774	1:53.282	273.2	50:48.594	15	3	4:01.164	37.725	1:32.302	1:51.137	292.4	2:37:59.962		
10	2	4:01.525	38.040	1:32.952	1:50.533	284.7	54:50.119	16	3	3:58.203	37.702	1:30.806	1:49.695	292.4	2:41:58.165		
11	2	4:18.218	<b>B</b>	39.974	1:35.168	2:03.076	283.9	59:08.337	17	3	3:56.681	37.109	<b>1:30.482</b>	1:49.090	292.4	2:45:54.846	
12	1	7:08.279	3:25.373	1:39.528	2:03.378	275.3	1:06:16.616	18	3	4:08.730	<b>B</b>	37.315	1:30.907	2:00.508	292.4	2:50:03.576	
13	1	4:20.228	40.953	1:37.570	2:01.705	281.0	1:10:36.844	19	1	26:12.614	...	1:34.582	1:53.303	276.7	3:16:16.190		
14	1	4:16.796	40.620	1:37.638	1:58.538	283.9	1:14:53.640	20	1	4:00.144	37.988	1:32.099	1:50.057	289.3	3:20:16.334		
15	1	4:15.664	40.592	1:36.124	1:58.948	287.7	1:19:09.304	21	1	3:58.134	37.489	1:31.030	1:49.615	293.2	3:24:14.468		
16	1	4:13.313	39.659	1:36.176	1:57.478	288.5	1:23:22.617	22	1	4:05.665	<b>B</b>	37.628	1:31.131	1:56.906	296.4	3:28:20.133	
17	1	4:12.915	39.917	1:36.196	1:56.802	283.9	1:27:35.532	23	1	8:58.102	5:35.201	1:32.484	1:50.417	285.4	3:37:18.235		
18	1	5:43.270	40.669	1:35.722	3:26.879	283.9	1:33:18.802	24	1	3:57.459	37.239	1:30.760	1:49.460	289.3	3:41:15.694		
19	1	4:59.467	1:05.100	1:55.431	1:58.936	283.9	1:38:18.269	25	1	4:07.178	<b>B</b>	37.266	1:30.750	1:59.162	290.8	3:45:22.872	
20	1	4:12.735	39.682	1:36.324	1:56.729	281.7	1:42:31.004	<b>77</b> Dempsey - Proton Racing Porsche 911 RSR 1. Math CAMPBELL 3. Julien ANDLAUER LMGT E Am 2. Christian RIED									
21	1	4:10.393	39.247	1:35.217	1:55.929	283.9	1:46:41.397	1	2	7:12.298	1:14.532	3:25.954	2:31.812	115.9	7:12.298		
22	1	4:10.607	40.336	1:35.083	1:55.188	283.2	1:50:52.004	2	2	4:50.116	47.446	1:50.780	2:11.890	217.7	12:02.414		
23	1	5:14.536	<b>B</b>	39.605	1:34.409	3:00.522	286.2	1:56:06.540	3	2	4:45.678	45.453	1:48.629	2:11.596	255.7	16:48.092	
24	1	17:03.675	...	1:37.324	2:00.020	282.5	2:13:10.215	4	2	5:06.290	<b>B</b>	44.978	1:46.909	2:34.403	249.8	21:54.382	
25	1	4:39.575	1:06.087	1:35.851	1:57.637	274.6	2:17:49.790	5	2	15:32.156	...	2:25.766	2:28.066	138.2	37:26.538		
26	1	4:23.466	38.609	1:34.380	2:10.477	288.5	2:22:13.256	6	2	4:43.038	45.663	1:46.029	2:11.346	234.7	42:09.576		
27	1	4:12.559	41.007	1:35.795	1:55.757	285.4	2:26:25.815	7	2	4:29.189	43.875	1:41.138	2:04.176	277.4	46:38.765		
28	1	5:16.752	39.477	1:35.532	3:01.743	285.4	2:31:42.567	8	2	4:54.659	<b>B</b>	43.196	1:40.062	2:31.401	279.5	51:33.424	
29	1	4:10.287	38.849	1:35.030	1:56.408	285.4	2:35:52.854	9	3	14:53.930	...	1:34.382	1:52.141	283.9	1:06:27.354		
30	1	4:12.435	40.626	1:34.890	1:56.919	286.9	2:40:05.289	10	3	4:06.760	37.926	1:33.339	1:55.495	284.7	1:10:34.114		
31	1	4:12.269	39.955	1:35.736	1:56.578	275.3	2:44:17.558	11	3	4:02.743	38.114	1:33.167	1:51.462	269.8	1:14:36.857		
32	1	4:12.856	39.617	1:35.647	1:57.592	286.9	2:48:30.414	12	3	4:01.894	37.717	1:32.911	1:51.266	283.9	1:18:38.751		
33	1	4:54.233	<b>B</b>	40.886	1:35.870	2:37.477	285.4	2:53:24.647	13	3	4:01.816	37.600	1:32.955	1:51.261	284.7	1:22:40.567	
34	2	6:22.264	2:51.173	1:36.112	1:54.979	281.0	2:59:46.911	14	3	4:07.907	<b>B</b>	37.725	1:32.940	1:57.242	286.9	1:26:48.474	
35	2	4:12.983	<b>B</b>	38.374	1:35.578	1:59.031	283.2	3:03:59.894	15	3	18:59.258	...	1:34.303	1:51.386	282.5	1:45:47.732	
36	2	5:07.710	1:42.213	1:33.062	1:52.435	286.9	3:09:07.604	16	3	4:00.743	37.470	1:32.537	1:50.736	286.9	1:49:48.475		
37	2	4:11.533	<b>B</b>	38.146	1:32.572	2:00.815	286.2	3:13:19.137	17	3	4:00.449	<b>B</b>	37.422	1:32.001	1:51.026	286.9	1:53:48.924
38	2	6:53.036	3:19.498	1:37.179	1:56.359	266.5	3:20:12.173	18	3	8:56.198	<b>B</b>	37.860	3:46.535	4:31.803	78.7	2:02:45.122	
39	2	4:00.531	38.307	1:32.211	<b>1:50.013</b>	287.7	3:24:12.704	19	2	10:18.512	6:35.319	1:40.452	2:02.741	233.7	2:13:03.634		
40	2	4:01.994	38.059	1:32.740	1:51.195	290.8	3:28:14.698	20	2	4:39.571	1:06.919	1:35.445	1:57.207	282.5	2:17:43.205		
41	2	<b>3:59.931</b>	37.730	<b>1:31.868</b>	1:50.333	289.3	3:32:14.629	21	2	4:11.196	40.057	1:34.996	1:56.143	283.2	2:21:54.401		
42	2	4:14.840	<b>B</b>	39.731	1:34.128	2:00.981	286.9	3:36:29.469	22	2	4:12.647	40.096	1:34.646	1:57.905	284.7	2:26:07.048	
43	3	6:01.655	2:31.633	1:35.674	1:54.348	260.7	3:42:31.124	23	2	5:09.467	39.863	1:35.934	2:53.670	284.7	2:31:16.515		
44	3	4:21.429	39.094	1:33.973	2:08.362	285.4	3:46:52.553	24	2	4:08.931	39.323	1:34.912	1:54.696	281.7	2:35:25.446		
45	3	4:06.308	38.450	1:33.982	1:53.876	282.5	3:50:58.861	25	2	4:07.077	38.973	1:33.905	1:54.199	284.7	2:39:32.523		
46	3	4:18.614	38.224	1:33.595	2:06.795	286.2	3:55:17.475	26	2	4:08.623	38.862	1:34.890	1:54.871	259.4	2:43:41.146		
47	3	4:04.560	38.065	1:33.778	1:52.717	286.2	3:59:22.035	27	2	4:07.397	39.002	1:34.286	1:54.109	274.6	2:47:48.543		
48	3	4:00.375	37.754	1:32.243	1:50.378	284.7	4:03:22.410	28	2	4:38.707	38.519	1:34.355	2:25.833	277.4	2:52:27.250		
<b>71</b> AF Corse Ferrari 488 GTE EVO 1. Davide RIGON 3. Miguel MOLINA LMGT E Pro 2. Sam BIRD								29	2	4:07.803	39.045	1:34.485	1:54.273	277.4	2:56:35.053		
1	2	54:22.528	<b>B</b>	...	1:39.559	2:01.617	195.3	54:22.528	30	2	4:15.483	<b>B</b>	38.916	1:34.707	2:01.860	278.8	3:00:50.536
2	2	6:13.032	2:49.263	1:33.185	1:50.584	254.5	1:00:35.560	31	1	6:47.672	3:17.313	1:36.018	1:54.341	280.3	3:07:38.208		
3	2	4:00.253	37.236	1:31.473	1:51.544	289.3	1:04:35.813	32	1	4:04.820	38.717	1:34.053	1:52.050	283.2	3:11:43.028		
4	2	4:04.802	<b>B</b>	37.194	1:31.297	1:56.311	293.2	1:08:40.615	33	1	4:03.033	38.062	1:33.586	1:51.385	283.2	3:15:46.061	
5	2	6:34.496	3:12.139	1:32.548	1:49.809	287.7	1:15:15.111	34	1	4:01.531	37.806	1:33.164	1:50.561	283.2	3:19:47.592		
6	2	3:57.271	37.244	1:31.039	1:48.988	293.2	1:19:12.382	35	1	4:01.505	37.857	1:32.971	1:50.677	283.9	3:23:49.097		
7	2	4:03.858	<b>B</b>	37.271	1:30.636	1:55.951	294.8	1:23:16.240	36	1	4:14.104	<b>B</b>	40.171	1:33.187	2:00.746	283.9	3:28:03.201
8	2	11:39.472	6:04.851	2:10.465	3:24.156	292.4	1:34:55.712	37	1	5:54.506	2:28.137	1:34.387	1:51.982	283.2	3:33:57.707		
9	2	3:59.215	37.223	1:30.998	1:50.994	292.4	1:38:54.927	38	1	<b>4:00.315</b>	37.570	1:32.483	<b>1:50.262</b>	283.2	3:37:58.022		
10	2	<b>3:56.088</b>	<b>36.900</b>	1:30.550	<b>1:48.638</b>	292.4	1:42:51.015	39	1	4:00.498	37.626	1:32.514	1:50.358	281.7	3:41:58.520		
11	2	4:05.476	<b>B</b>	37.406	1:31.925	1:56.145	292.4	1:46:56.491	40	1	4:11.847	38.393	1:33.139	2:00.315	284.7	3:46:10.367	
12	3	38:05.906	...	1:33.354	1:53.226	289.3	2:25:02.397	41	1	4:11.661	<b>B</b>	37.910	<b>1:31.799</b>	2:01.952	285.4	3:50:22.028	
13	3	4:02.435	37.708	1:32.203	1:52.524	289.3	2:29:04.832										
14	3	4:53.966	37.725	1:31.930	2:44.311	291.6	2:33:58.798										





FIA WEC Official Test - 87° Edition des 24 Heures du Mans Test Session

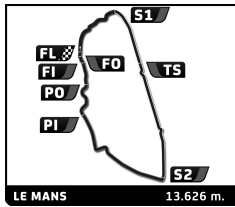
Sector Analysis



Personal Best Session Best B Crossing the finish line in pit lane

Table with columns: Lap, D, Time, Sector 1, Sector 2, Sector 3, T. Spd, Elapsed. Contains data for three cars: 78 Proton Competition (Porsche 911 RSR), 81 BMW Team MTEK (BMW M8 GTE), and 82 BMW Team MTEK (BMW M8 GTE).





# FIA WEC

## Official Test - 87<sup>o</sup> Edition des 24 Heures du Mans

### Test Session

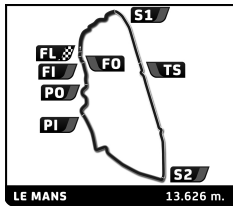
## Sector Analysis



■ Personal Best ■ Session Best ■ Crossing the finish line in pit lane

Lap	D	Time	Sector 1	Sector 2	Sector 3	T. Spd	Elapsed	Lap	D	Time	Sector 1	Sector 2	Sector 3	T. Spd	Elapsed
26	1	4:01.025	37.590	1:31.741	1:51.694	285.4	3:28:12.211	3	1	4:08.368B	37.947	1:32.919	1:57.502	286.9	35:15.689
27	1	3:58.989	37.512	1:31.351	1:50.126	283.9	3:32:11.200	4	3	6:02.875	2:24.837	1:37.680	2:00.358	279.5	41:18.564
28	1	3:58.881	37.387	1:31.629	1:49.865	283.9	3:36:10.081	5	3	4:15.191	40.367	1:36.609	1:58.215	282.5	45:33.755
29	1	4:06.311B	38.682	1:31.885	1:55.744	283.9	3:40:16.392	6	3	4:13.531	40.808	1:35.667	1:57.056	285.4	49:47.286
30	2	7:44.640	4:19.221	1:33.796	1:51.623	282.5	3:48:01.032	7	3	4:11.636	39.180	1:35.438	1:57.018	284.7	53:58.922
31	2	4:44.775	37.831	1:32.598	2:34.346	281.7	3:52:45.807	8	3	4:10.090	38.925	1:35.590	1:55.575	282.5	58:09.012
32	2	4:00.643	37.900	1:32.208	1:50.535	281.7	3:56:46.450	9	3	4:08.088	38.628	1:35.155	1:54.305	282.5	1:02:17.100
33	2	3:58.844	37.646	1:32.067	1:49.131	281.7	4:00:45.294	10	3	4:07.844	38.726	1:34.479	1:54.639	284.7	1:06:24.944
<b>83 Kessel Racing</b> Ferrari F488 GTE															
1.Manuela GOSTNER 3.Michelle GATTING LMGTE Am															
2.Rahel FREY															
1	2	17:26.161	...	1:51.486	2:14.374	195.6	17:26.161	11	3	7:10.721	3:34.256	1:39.252	1:57.213	273.9	1:06:59.759
2	2	4:36.977	43.910	1:46.451	2:06.616	206.8	22:03.138	12	3	4:09.229	39.095	1:34.906	1:55.228	285.4	1:11:08.988
3	2	4:33.111B	40.740	1:37.583	2:14.788	279.5	26:36.249	13	3	4:08.925	38.728	1:34.820	1:55.377	285.4	1:15:17.913
4	2	7:26.817	3:40.271	1:44.574	2:01.972	212.1	34:03.066	14	3	4:05.560	38.562	1:33.570	1:53.428	289.3	1:19:23.473
5	2	4:15.605	40.491	1:36.292	1:58.822	284.7	38:18.671	15	3	4:08.294	38.138	1:33.295	1:56.861	286.9	1:23:31.767
6	2	4:13.418	39.495	1:36.088	1:57.835	241.5	42:32.089	16	3	4:06.127	38.438	1:34.297	1:53.392	285.4	1:27:37.894
7	2	4:15.456	39.581	1:35.379	2:00.496	285.4	46:47.545	17	3	5:48.093	39.451	1:35.219	3:33.423	279.5	1:33:25.987
8	2	4:23.014	39.944	1:42.685	2:00.385	286.2	51:10.559	18	3	4:34.198	1:02.829	1:36.107	1:55.262	280.3	1:38:00.185
9	2	4:16.839	39.992	1:35.369	2:01.478	287.7	55:27.398	19	3	4:05.023	38.305	1:33.368	1:53.350	286.9	1:42:05.208
10	2	4:21.640B	39.777	1:35.657	2:06.206	283.2	59:49.038	20	3	4:11.628B	38.274	1:33.375	1:59.979	287.7	1:46:16.836
11	3	7:10.721	3:34.256	1:39.252	1:57.213	273.9	1:06:59.759	21	1	6:35.595	2:37.345	1:45.126	2:13.124	227.3	1:52:52.431
12	3	4:09.229	39.095	1:34.906	1:55.228	285.4	1:11:08.988	22	1	7:36.598B	42.597	2:21.437	4:32.564	275.3	2:00:29.029
13	3	4:08.925	38.728	1:34.820	1:55.377	285.4	1:15:17.913	23	1	12:17.409	8:17.466	1:43.986	2:15.957	248.1	2:12:46.438
14	3	4:05.560	38.562	1:33.570	1:53.428	289.3	1:19:23.473	24	1	5:05.561	1:09.577	1:40.683	2:15.301	267.1	2:17:51.999
15	3	4:08.294	38.138	1:33.295	1:56.861	286.9	1:23:31.767	25	1	4:29.374	45.240	1:40.722	2:03.412	268.4	2:22:21.373
16	3	4:06.127	38.438	1:34.297	1:53.392	285.4	1:27:37.894	26	1	4:28.654	42.587	1:38.665	2:07.402	281.0	2:26:50.027
17	3	5:48.093	39.451	1:35.219	3:33.423	279.5	1:33:25.987	27	1	5:30.962	42.788	1:40.882	3:07.292	264.5	2:32:20.989
18	3	4:34.198	1:02.829	1:36.107	1:55.262	280.3	1:38:00.185	28	1	4:26.634	42.179	1:40.326	2:04.129	267.8	2:36:47.623
19	3	4:05.023	38.305	1:33.368	1:53.350	286.9	1:42:05.208	29	1	4:22.564	44.546	1:37.953	2:00.065	279.5	2:41:10.187
20	3	4:11.628B	38.274	1:33.375	1:59.979	287.7	1:46:16.836	30	1	4:26.119	41.510	1:40.154	2:04.455	248.7	2:45:36.306
21	1	6:35.595	2:37.345	1:45.126	2:13.124	227.3	1:52:52.431	31	1	9:57.600B	42.204	1:37.968	7:37.428	283.9	2:55:33.906
22	1	7:36.598B	42.597	2:21.437	4:32.564	275.3	2:00:29.029	32	3	29:23.568	...	1:34.384	1:52.860	285.4	3:24:57.474
23	1	12:17.409	8:17.466	1:43.986	2:15.957	248.1	2:12:46.438	33	3	4:03.249	38.217	1:33.196	1:51.836	286.2	3:29:00.723
24	1	5:05.561	1:09.577	1:40.683	2:15.301	267.1	2:17:51.999	34	3	4:01.166	37.779	1:32.656	1:50.731	287.7	3:33:01.889
25	1	4:29.374	45.240	1:40.722	2:03.412	268.4	2:22:21.373	35	3	4:08.605B	37.902	1:32.437	1:58.266	287.7	3:37:10.494
26	1	4:28.654	42.587	1:38.665	2:07.402	281.0	2:26:50.027	36	1	5:52.516	2:13.293	1:38.527	2:00.696	283.2	3:43:03.010
27	1	5:30.962	42.788	1:40.882	3:07.292	264.5	2:32:20.989	37	1	4:19.554	40.494	1:36.634	2:02.426	270.4	3:47:22.564
28	1	4:26.634	42.179	1:40.326	2:04.129	267.8	2:36:47.623	38	1	4:17.555	40.597	1:35.743	2:01.215	279.5	3:51:40.119
29	1	4:22.564	44.546	1:37.953	2:00.065	279.5	2:41:10.187	39	1	4:15.712	40.802	1:36.328	1:58.582	282.5	3:55:55.831
30	1	4:26.119	41.510	1:40.154	2:04.455	248.7	2:45:36.306	40	1	4:09.488	39.773	1:34.621	1:55.094	285.4	4:00:05.319
31	1	9:57.600B	42.204	1:37.968	7:37.428	283.9	2:55:33.906	<b>84 JMW Motorsport</b> Ferrari F488 GTE							
32	3	29:23.568	...	1:34.384	1:52.860	285.4	3:24:57.474	1.Jeffrey SEGAL 3.Wei LU LMGTE Am							
33	3	4:03.249	38.217	1:33.196	1:51.836	286.2	3:29:00.723	2.Rodrigo BAPTISTA							
34	3	4:01.166	37.779	1:32.656	1:50.731	287.7	3:33:01.889	1	1	24:03.551B	...	1:41.402	2:03.998	209.7	24:03.551
35	3	4:08.605B	37.902	1:32.437	1:58.266	287.7	3:37:10.494	2	1	7:03.770	3:34.563	1:34.692	1:54.515	284.7	31:07.321
36	1	5:52.516	2:13.293	1:38.527	2:00.696	283.2	3:43:03.010								
37	1	4:19.554	40.494	1:36.634	2:02.426	270.4	3:47:22.564								
38	1	4:17.555	40.597	1:35.743	2:01.215	279.5	3:51:40.119								
39	1	4:15.712	40.802	1:36.328	1:58.582	282.5	3:55:55.831								
40	1	4:09.488	39.773	1:34.621	1:55.094	285.4	4:00:05.319								
<b>85 Keating Motorsport</b> Ford GT															
1.Ben KEATING 3.Felipe FRAGA LMGTE Am															
2.Jeroen BLEEKEMOLEN															
1	2	9:10.528B	5:21.810	1:40.235	2:08.483	247.0	9:10.528	17	1	4:01.933	38.057	1:32.623	1:51.253	290.0	1:45:53.579
2	2	12:32.959	9:00.872	1:37.663	1:54.424	271.8	21:43.487	18	1	4:12.555B	39.253	1:32.783	2:00.519	290.0	1:50:06.134
3	2	4:04.144	38.512	1:33.825	1:51.807	286.2	25:47.631	19	1	23:20.636	...	1:33.954	1:55.770	285.4	2:13:26.770
4	2	4:02.772	37.928	1:33.003	1:51.841	286.9	29:50.403	20	1	4:46.787B	1:13.642	1:33.329	1:59.816	288.5	2:18:13.557
5	2	4:12.364B	37.925	1:33.369	2:01.070	289.3	34:02.767	21	3	8:30.535	4:48.518	1:38.251	2:03.766	285.4	2:26:44.092
6	2	14:29.199	...	1:34.542	1:53.217	283.9	48:31.966								
7	2	4:12.884B	37.926	1:33.575	2:01.383	286.2	52:44.850								
8	1	14:26.254	...	1:36.648	1:58.935	282.5	1:07:11.104								
9	1	4:08.007	39.033	1:35.034	1:53.940	283.9	1:11:19.111								
10	1	4:07.016	39.115	1:34.302	1:53.599	286.9	1:15:26.127								
11	1	4:06.115	38.904	1:34.191	1:53.020	286.9	1:19:32.242								
12	1	4:05.561	38.701	1:34.170	1:52.690	286.9	1:23:37.803								
13	1	4:03.661	38.189	1:32.588	1:52.884	290.0	1:27:41.464								
14	1	5:33.057	38.619	1:33.122	3:21.316	292.4	1:33:14.521								
15	1	4:33.820	1:08.021	1:33.883	1:51.916	290.0	1:37:48.341								
16	1	4:03.305	38.488	1:33.002	1:51.815	291.6	1:41:51.646								





# FIA WEC

## Official Test - 87<sup>e</sup> Edition des 24 Heures du Mans

### Test Session

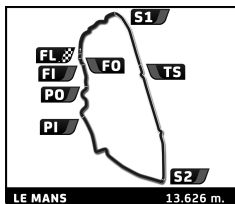
## Sector Analysis



Personal Best Session Best B Crossing the finish line in pit lane

Lap	D	Time	Sector 1	Sector 2	Sector 3	T. Spd	Elapsed	Lap	D	Time	Sector 1	Sector 2	Sector 3	T. Spd	Elapsed		
22	3	5:16.121	38.304	1:36.086	3:01.731	290.0	2:32:00.213	<b>88</b> <b>Dempsey - Proton Racing</b> Porsche 911 RSR 1.Satoshi HOSHINO 3.Matteo CAIROLI 2.Giorgio RODA JR LMGTE Am									
23	3	4:07.655	38.360	1:34.072	1:55.223	286.9	2:36:07.868	1	3	13:59.630	B	...	1:36.772	2:06.169	278.1	13:59.630	
24	3	4:03.708	38.696	1:33.378	1:51.634	274.6	2:40:11.576	2	3	5:54.746	2:26.034	1:35.271	1:53.441	274.6	19:54.376		
25	3	4:04.269	37.984	1:33.407	1:52.878	279.5	2:44:15.845	3	3	4:06.203	38.210	1:34.407	1:53.586	280.3	24:00.579		
26	3	4:03.021	37.942	1:32.837	1:52.242	286.2	2:48:18.866	4	3	4:05.162	38.130	1:34.183	1:52.849	283.2	28:05.741		
27	3	4:35.589	37.892	1:32.459	2:25.238	288.5	2:52:54.455	5	3	4:03.069	37.893	1:33.473	1:51.703	283.9	32:08.810		
28	3	4:03.209	38.242	1:33.100	1:51.867	261.3	2:56:57.664	6	3	4:10.027	B	37.822	1:34.152	1:58.053	281.7	36:18.837	
29	3	4:02.165	37.911	1:32.597	1:51.657	261.9	3:00:59.829	7	1	10:34.069	6:45.615	1:40.832	2:07.622	281.0	46:52.906		
30	3	4:02.739	37.916	1:32.725	1:52.098	270.4	3:05:02.568	8	1	4:30.056	43.347	1:41.463	2:05.246	203.7	51:22.962		
31	3	4:02.940	38.516	<b>1:32.376</b>	1:52.048	287.7	3:09:05.508	9	1	4:25.665	42.312	1:40.570	2:02.783	270.4	55:48.627		
32	3	4:07.135	B	<b>37.676</b>	1:32.419	1:57.040	279.5	3:13:12.643	10	1	4:21.843	42.503	1:38.268	2:01.072	285.4	1:00:10.470	
33	2	6:53.729	3:25.128	1:35.841	1:52.760	275.3	3:20:06.372	11	1	4:24.968	41.304	1:40.154	2:03.510	283.2	1:04:35.438		
34	2	4:03.054	38.561	1:33.196	1:51.297	290.0	3:24:09.426	12	1	4:21.157	42.656	1:38.267	2:00.234	281.7	1:08:56.595		
35	2	4:09.616	B	37.935	1:32.801	1:58.880	290.0	3:28:19.042	13	1	4:32.976	B	41.255	1:38.766	2:12.955	272.5	1:13:29.571
<b>86</b> <b>Gulf Racing</b> Porsche 911 RSR 1.Michael WAINWRIGHT 3.Thomas PREINING 2.Benjamin BARKER LMGTE Am								14	2	8:55.510	5:15.273	1:38.660	2:01.577	281.0	1:22:25.081		
1	2	4:59.841	B	1:05.094	1:40.786	2:13.961	215.1	4:59.841	15	2	4:10.916	39.619	1:35.118	1:56.179	283.2	1:26:35.997	
2	2	10:54.458	7:27.757	1:34.306	1:52.395	283.9	15:54.299	16	2	6:26.487	B	50.407	2:03.396	3:32.684	190.5	1:33:02.484	
3	2	<b>4:04.758</b>	38.071	1:33.361	1:53.326	286.9	19:59.057	17	2	16:03.446	...	1:36.154	1:57.400	279.5	1:49:05.930		
4	2	4:12.687	B	38.773	1:34.324	1:59.590	286.9	24:11.744	18	2	4:06.991	38.844	1:33.791	1:54.356	282.5	1:53:12.921	
5	1	16:36.155	...	1:40.145	2:00.699	237.2	40:47.899	19	2	7:52.755	B	38.407	2:43.561	4:30.787	283.2	2:01:05.676	
6	1	4:16.853	40.597	1:37.911	1:58.345	279.5	45:04.752	20	1	11:35.629	7:56.248	1:38.215	2:01.166	278.8	2:12:41.305		
7	1	4:13.311	39.824	1:36.483	1:57.004	283.2	49:18.063	21	1	4:42.512	1:07.323	1:37.141	1:58.048	279.5	2:17:23.817		
8	1	4:20.782	B	39.489	1:36.360	2:04.933	281.7	53:38.845	22	1	4:14.929	39.726	1:36.317	1:58.886	281.0	2:21:38.746	
9	3	15:26.567	...	1:37.556	1:56.742	278.8	1:09:05.412	23	1	4:13.201	39.650	1:36.125	1:57.426	282.5	2:25:51.947		
10	3	4:09.714	38.829	1:34.912	1:55.973	281.7	1:13:15.126	24	1	4:53.540	39.590	1:36.749	2:37.201	281.7	2:30:45.487		
11	3	4:08.294	39.201	1:34.642	1:54.451	279.5	1:17:23.420	25	1	4:12.685	39.435	1:36.105	1:57.145	280.3	2:34:58.172		
12	3	4:05.676	38.281	1:33.942	1:53.453	281.7	1:21:29.096	26	1	4:12.966	40.480	1:35.973	1:56.513	281.7	2:39:11.138		
13	3	4:12.158	B	<b>38.058</b>	1:34.386	1:59.714	261.9	1:25:41.254	27	1	4:24.242	B	40.227	1:35.652	2:08.363	283.2	2:43:35.380
14	1	13:50.661	...	1:36.506	1:55.652	281.0	1:39:31.915	28	3	6:03.356	2:37.878	1:33.958	1:51.520	278.1	2:49:38.736		
15	1	4:08.504	39.033	1:34.798	1:54.673	281.7	1:43:40.419	29	3	4:34.701	37.774	1:32.348	2:24.579	283.2	2:54:13.437		
16	1	4:08.772	38.903	1:35.272	1:54.597	281.7	1:47:49.191	30	3	4:00.875	37.664	1:32.338	1:50.873	283.2	2:58:14.312		
17	1	4:12.839	39.514	1:36.408	1:56.917	283.2	1:52:02.030	31	3	4:02.202	37.643	1:32.658	1:51.901	283.2	3:02:16.514		
18	1	6:45.251	B	39.071	1:34.754	4:31.426	281.7	1:58:47.281	32	3	<b>4:00.291</b>	<b>37.483</b>	1:32.374	<b>1:50.434</b>	283.9	3:06:16.805	
19	2	13:03.783	9:35.276	1:35.315	1:53.192	280.3	2:11:51.064	33	3	4:12.276	B	37.688	<b>1:32.296</b>	2:02.292	283.2	3:10:29.081	
20	2	4:13.166	B	39.628	1:35.104	1:58.434	281.7	2:16:04.230	34	3	5:56.294	B	2:27.818	1:32.617	1:55.859	284.7	3:16:25.375
21	2	9:00.826	5:35.697	1:33.424	<b>1:51.705</b>	281.7	2:25:05.056	35	2	5:09.370	1:41.375	1:35.083	1:52.912	279.5	3:21:34.745		
22	2	4:09.304	B	38.252	<b>1:32.835</b>	1:58.217	283.2	2:29:14.360	36	2	4:06.315	39.330	1:33.854	1:53.131	273.9	3:25:41.060	
23	2	7:21.859	3:54.758	1:34.629	1:52.472	269.8	2:36:36.219	37	2	4:02.998	38.196	1:33.262	1:51.540	282.5	3:29:44.058		
24	2	4:12.023	B	38.173	1:33.846	2:00.004	283.9	2:40:48.242	38	2	4:04.471	38.614	1:33.666	1:52.191	281.7	3:33:48.529	
25	1	8:56.540	5:24.145	1:36.989	1:55.406	265.1	2:49:44.782	39	2	4:13.160	B	40.715	1:33.614	1:58.831	284.7	3:38:01.689	
26	1	4:38.468	38.616	1:34.865	2:24.987	281.0	2:54:23.250	<b>89</b> <b>Risi Competizione</b> Ferrari 488 GTE EVO 1.Pipo DERANI 3.Jules GOUNON 2.Oliver JARVIS LMGTE Pro									
27	1	4:15.872	40.130	1:38.395	1:57.347	278.1	2:58:39.122	1	1	12:19.074	B	...	1:38.175	2:02.620	240.4	2:12:19.074	
28	1	4:10.609	39.665	1:35.145	1:55.799	282.5	3:02:49.731	2	1	6:51.797	3:26.206	1:33.572	1:52.019	285.4	2:19:10.871		
29	1	4:11.426	39.514	1:35.380	1:56.532	281.0	3:07:01.157	3	1	4:00.648	37.916	1:31.764	1:50.968	291.6	2:23:11.519		
30	1	4:10.638	39.477	1:34.772	1:56.389	277.4	3:11:11.795	4	1	4:03.747	39.208	1:32.113	1:52.426	288.5	2:27:15.266		
31	1	4:09.324	39.469	1:35.069	1:54.786	282.5	3:15:21.119	5	1	5:17.491	B	38.404	1:33.326	3:05.761	290.0	2:32:32.757	
32	1	4:08.517	39.067	1:34.752	1:54.698	279.5	3:19:29.636	6	1	10:27.339	7:00.025	1:34.321	1:52.993	286.2	2:43:00.096		
33	1	4:09.477	39.462	1:35.093	1:54.922	278.8	3:23:39.113	7	1	3:59.945	37.770	1:31.738	1:50.437	289.3	2:47:00.041		
34	1	4:11.185	40.326	1:34.519	1:56.340	285.4	3:27:50.298	8	1	4:09.525	B	37.630	1:31.650	2:00.245	292.4	2:51:09.566	
35	1	4:09.399	39.797	1:35.014	1:54.588	281.7	3:31:59.697	9	3	7:45.782	4:19.149	1:33.180	1:53.453	268.4	2:58:55.348		
36	1	4:10.265	39.663	1:35.287	1:55.315	283.2	3:36:09.962	10	3	4:00.018	37.593	1:31.800	1:50.625	290.8	3:02:55.366		
37	1	4:10.603	40.608	1:35.070	1:54.925	283.2	3:40:20.565	11	3	4:01.131	37.974	1:31.804	1:51.353	291.6	3:06:56.497		
38	1	4:08.557	39.644	1:34.511	1:54.402	281.0	3:44:29.122										
39	1	4:19.513	B	39.962	1:36.285	2:03.266	280.3	3:48:48.635									





## FIA WEC Official Test - 87<sup>e</sup> Edition des 24 Heures du Mans Test Session

### Sector Analysis



■ Personal Best ■ Session Best B Crossing the finish line in pit lane

Lap	D	Time	Sector 1	Sector 2	Sector 3	T. Spd	Elapsed	Lap	D	Time	Sector 1	Sector 2	Sector 3	T. Spd	Elapsed
12	3	3:58.601	37.897	1:31.145	1:49.559	289.3	3:10:55.098	5	3	4:01.830	38.072	1:32.668	1:51.090	286.9	1:03:44.696
13	3	4:07.240 B	37.341	1:30.924	1:58.975	288.5	3:15:02.338	6	3	4:00.712	37.819	1:32.074	1:50.819	289.3	1:07:45.408
14	3	12:33.963	9:09.159	1:32.171	1:52.633	286.2	3:27:36.301	7	3	4:00.047	37.470	1:31.999	1:50.578	288.5	1:11:45.455
15	3	3:58.828	37.659	1:31.465	1:49.704	287.7	3:31:35.129	8	3	4:08.933 B	39.812	1:32.257	1:56.864	289.3	1:15:54.388
16	3	4:01.029	38.360	1:32.541	1:50.128	288.5	3:35:36.158	9	3	10:29.338	7:06.246	1:32.726	1:50.366	286.9	1:26:23.726
17	3	3:58.032	37.470	1:30.905	1:49.657	291.6	3:39:34.190	10	3	3:58.524	37.480	1:31.715	1:49.329	289.3	1:30:22.250
18	3	4:09.355 B	37.682	1:33.982	1:57.691	246.4	3:43:43.545	11	3	6:19.839 B	1:04.561	3:17.618	1:57.660	78.7	1:36:42.089

**90** TF Sport  
1. Salih YOLUC  
2. Euan ALERS-HANKEY

Aston Martin Vantage LMGT E Am  
3. Charlie EASTWOOD

1	2	34:24.872	...	2:03.797	2:10.515	135.6	34:24.872
2	2	4:38.495 B	42.165	1:47.531	2:08.799	191.1	39:03.367
3	2	8:11.849	4:07.079	2:00.619	2:04.151	160.5	47:15.216
4	2	4:48.033 B	46.606	1:48.894	2:12.533	126.1	52:03.249
5	2	9:17.033	5:43.955	1:37.693	1:55.385	272.5	1:01:20.282
6	2	4:07.898	39.029	1:35.794	1:53.075	276.0	1:05:28.180
7	2	4:05.125	38.410	1:34.467	1:52.248	278.8	1:09:33.305
8	2	4:10.671 B	38.195	1:33.687	1:58.789	280.3	1:13:43.976
9	2	10:43.619	7:14.108	1:34.778	1:54.733	278.8	1:24:27.595
10	2	4:03.851	38.345	1:33.732	1:51.774	281.7	1:28:31.446
11	2	6:16.654	38.202	2:00.193	3:38.259	281.0	1:34:48.100
12	2	4:16.538 B	38.419	1:34.070	2:04.049	279.5	1:39:04.638
13	2	6:25.440	2:53.855	1:35.673	1:55.912	278.8	1:45:30.078
14	2	4:03.767	38.138	1:34.250	1:51.379	282.5	1:49:33.845
15	2	4:02.569	38.523	1:33.316	1:50.730	281.0	1:53:36.414
16	2	8:26.109 B	37.822	3:15.597	4:32.690	281.0	2:02:02.523
17	1	11:47.189	7:57.358	1:41.623	2:08.208	273.9	2:13:49.712
18	1	4:44.708	1:08.573	1:39.138	1:56.997	276.7	2:18:34.420
19	1	4:14.061	40.906	1:36.891	1:56.264	281.0	2:22:48.481
20	1	4:26.085 B	39.885	1:38.530	2:07.670	278.8	2:27:14.566
21	3	6:47.027	2:26.739	1:36.288	2:44.000	266.5	2:34:01.593
22	3	4:11.533 B	38.757	1:33.939	1:58.837	283.2	2:38:13.126
23	1	8:50.834	5:17.755	1:36.520	1:56.559	276.7	2:47:03.960
24	1	4:24.473	38.836	1:39.740	2:05.897	282.5	2:51:28.433
25	1	4:11.057	40.361	1:35.449	1:55.247	279.5	2:55:39.490
26	1	4:10.253	39.030	1:37.658	1:53.565	281.7	2:59:49.743
27	1	4:07.936	38.685	1:34.621	1:54.630	281.0	3:03:57.679
28	1	4:09.163	39.359	1:35.229	1:54.575	281.7	3:08:06.842
29	1	4:05.328	38.385	1:34.336	1:52.607	281.7	3:12:12.170
30	1	4:04.951	38.423	1:34.044	1:52.484	282.5	3:16:17.121
31	1	4:16.057 B	38.801	1:36.970	2:00.286	283.9	3:20:33.178
32	3	6:07.289	2:39.184	1:35.035	1:53.070	278.1	3:26:40.467
33	3	4:02.406	38.226	1:32.873	1:51.307	281.0	3:30:42.873
34	3	4:07.766 B	37.918	1:33.234	1:56.614	280.3	3:34:50.639
35	3	5:22.880	1:50.701	1:36.239	1:55.940	283.9	3:40:13.519
36	3	4:10.313 B	38.005	1:33.149	1:59.159	280.3	3:44:23.832
37	1	9:13.362	4:34.034	1:35.483	3:03.845	280.3	3:53:37.194
38	1	4:07.366	38.992	1:34.601	1:53.773	278.8	3:57:44.560
39	1	4:10.536	39.107	1:33.660	1:57.769	281.0	4:01:55.096

**91** Porsche GT Team  
1. Gianmaria BRUNI  
2. Richard LIETZ

Porsche 911 RSR LMGT E Pro  
3. Frédéric MAKOWIECKI

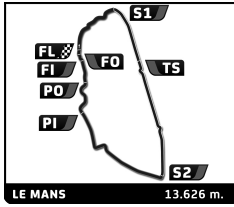
1	3	37:17.193 B	...	1:38.480	2:01.910	248.7	37:17.193
2	3	14:18.914	...	1:35.595	1:53.201	281.0	51:36.107
3	3	4:03.992	37.541	1:32.871	1:53.580	288.5	55:40.099
4	3	4:02.767	37.743	1:32.258	1:52.766	290.8	59:42.866

13	3	3:58.690	37.344	1:30.984	1:50.362	292.4	1:49:11.199
14	3	3:59.951	37.453	1:31.474	1:51.024	290.8	1:53:11.150
15	3	7:40.105 B	37.304	2:32.538	4:30.263	289.3	2:00:51.255
16	2	12:38.173	8:59.571	1:38.187	2:00.415	211.3	2:13:29.428
17	2	4:33.541	1:07.164	1:33.981	1:52.396	285.4	2:18:02.969
18	2	4:04.291	37.934	1:33.834	1:52.523	290.0	2:22:07.260
19	2	4:02.857	37.855	1:32.709	1:52.293	290.0	2:26:10.117
20	2	5:03.019 B	38.282	1:32.556	2:52.181	290.8	2:31:13.136
21	2	7:26.684	4:01.801	1:33.172	1:51.711	273.2	2:38:39.820
22	2	3:59.230	37.321	1:31.845	1:50.064	290.0	2:42:39.050
23	2	3:58.869	37.277	1:31.374	1:50.218	290.8	2:46:37.919
24	2	4:08.275 B	37.350	1:31.522	1:59.403	289.3	2:50:46.194
25	1	9:13.615	5:49.252	1:33.146	1:51.217	289.3	2:59:59.809
26	1	3:58.462	37.786	1:31.592	1:49.084	290.0	3:03:58.271
27	1	3:59.896	39.046	1:31.585	1:49.265	290.0	3:07:58.167
28	1	3:58.146	37.326	1:31.463	1:49.357	289.3	3:11:56.313
29	1	3:58.577	37.496	1:30.953	1:50.128	290.8	3:15:54.890
30	1	3:58.340	37.782	1:32.005	1:48.553	291.6	3:19:53.230
31	1	3:56.627	37.138	1:30.958	1:48.531	290.0	3:23:49.857
32	1	4:04.616 B	37.644	1:31.001	1:55.971	290.8	3:27:54.473
33	1	9:15.549	5:54.018	1:31.721	1:49.810	289.3	3:37:10.022
34	1	3:56.525	37.037	1:30.723	1:48.765	290.8	3:41:06.547
35	1	4:02.182	37.133	1:31.442	1:53.607	289.3	3:45:08.729
36	1	4:01.074	37.478	1:31.240	1:52.356	289.3	3:49:09.803
37	1	5:06.797	37.263	1:30.729	2:58.805	290.0	3:54:16.600
38	1	3:55.887	36.925	1:30.684	1:48.278	289.3	3:58:12.487
39	1	4:04.012 B	37.565	1:30.962	1:55.485	290.0	4:02:16.499

**92** Porsche GT Team  
1. Michael CHRISTENSEN  
2. Kevin ESTRE

Porsche 911 RSR LMGT E Pro  
3. Laurens VANTHOOR

1	3	49:37.828	...	1:35.441	1:52.323	266.5	49:37.828
2	3	4:00.018	37.521	1:31.870	1:50.627	289.3	53:37.846
3	3	4:07.499 B	37.232	1:31.849	1:58.418	287.7	57:45.345
4	3	18:27.470	...	1:32.956	1:56.242	289.3	1:16:12.815
5	3	3:58.385	37.381	1:31.583	1:49.421	290.0	1:20:11.200
6	3	3:58.819	38.072	1:31.523	1:49.224	289.3	1:24:10.019
7	3	3:58.372	37.312	1:31.654	1:49.406	289.3	1:28:08.391
8	3	6:22.186 B	38.004	1:36.417	4:07.765	289.3	1:34:30.577
9	3	8:59.341	5:34.149	1:32.937	1:52.255	286.2	1:43:29.918
10	3	3:59.624	37.410	1:32.019	1:50.195	288.5	1:47:29.542
11	3	3:59.622	37.877	1:31.649	1:50.096	289.3	1:51:29.164
12	3	6:42.025 B	37.591	1:35.926	4:28.508	290.0	1:58:11.189
13	3	17:36.027	...	1:33.438	1:52.584	285.4	2:15:47.216
14	3	3:58.656	37.708	1:31.332	1:49.616	288.5	2:19:45.872
15	3	3:57.225	37.095	1:31.456	1:48.674	288.5	2:23:43.097
16	3	3:57.514	37.317	1:31.272	1:48.925	287.7	2:27:40.611
17	3	5:07.051	37.384	1:31.104	2:58.563	290.8	2:32:47.662
18	3	3:58.120	37.104	1:30.882	1:50.134	289.3	2:36:45.782
19	3	4:09.594	37.192	1:31.644	2:00.758	289.3	2:40:55.376



# FIA WEC Official Test - 87<sup>e</sup> Edition des 24 Heures du Mans Test Session

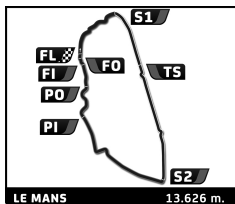
## Sector Analysis



■ Personal Best ■ Session Best ■ Crossing the finish line in pit lane

Lap	D	Time	Sector 1	Sector 2	Sector 3	T. Spd	Elapsed	Lap	D	Time	Sector 1	Sector 2	Sector 3	T. Spd	Elapsed
20	3	3:56.718	37.323	1:30.747	1:48.648	290.0	2:44:52.094	38	1	8:28.899	5:00.760	1:32.590	1:55.549	286.2	3:44:35.154
21	3	3:58.113	37.296	1:31.281	1:49.536	291.6	2:48:50.207	39	1	3:59.192	37.443	1:32.000	1:49.749	287.7	3:48:34.346
22	3	4:35.215	38.414	1:31.584	2:25.217	291.6	2:53:25.422	40	1	5:08.941	36.996	1:32.040	2:59.905	289.3	3:53:43.287
23	3	3:58.522	37.283	1:31.266	1:49.973	288.5	2:57:23.944	41	1	3:57.291	37.374	1:30.977	1:48.940	288.5	3:57:40.578
24	3	3:57.093	37.139	1:31.032	1:48.922	290.0	3:01:21.037	42	1	3:56.844	37.358	1:30.987	1:48.499	289.3	4:01:37.422
25	3	3:57.176	37.156	1:31.654	1:48.366	291.6	3:05:18.213	<b>94 Porsche GT Team</b> Porsche 911 RSR LMGTE Pro							
26	3	4:01.809	37.050	1:30.714	1:54.045	290.0	3:09:20.022	1.Sven MÜLLER		3.Dennis OLSEN					
27	2	13:57.858	...	1:35.119	1:52.538	264.5	3:23:17.880	2.Mathieu JAMINET							
28	2	4:01.155	37.680	1:32.880	1:50.595	287.7	3:27:19.035	1	2	03:33.300	...	4:18.055	4:35.125	78.8	2:03:33.300
29	2	4:00.006	37.618	1:32.653	1:49.735	286.9	3:31:19.041	2	2	11:04.505	7:27.701	1:36.785	2:00.019	235.2	2:14:37.805
30	2	3:58.497	37.524	1:31.418	1:49.555	286.9	3:35:17.538	3	2	4:35.175	1:08.234	1:34.667	1:52.274	240.9	2:19:12.980
31	2	4:04.294	37.874	1:31.466	1:54.954	287.7	3:39:21.832	4	2	4:04.235	38.395	1:33.421	1:52.419	290.0	2:23:17.215
32	2	7:31.437	4:03.724	1:31.768	1:55.945	286.2	3:46:53.269	5	2	4:02.416	38.422	1:32.762	1:51.232	285.4	2:27:19.631
33	2	4:01.236	37.974	1:32.024	1:51.238	286.9	3:50:54.505	6	2	5:12.349	37.784	1:34.138	3:00.427	278.1	2:32:31.980
34	2	4:16.254	37.227	1:31.291	2:07.736	287.7	3:55:10.759	7	2	4:02.222	38.021	1:32.705	1:51.496	288.5	2:36:34.202
35	2	3:59.643	37.444	1:33.483	1:48.716	290.0	3:59:10.402	8	2	4:11.025	38.232	1:34.789	1:58.004	288.5	2:40:45.227
36	2	3:56.401	37.117	1:31.121	1:48.163	287.7	4:03:06.803	9	2	14:14.969	...	1:33.361	2:08.404	287.7	2:55:00.196
<b>93 Porsche GT Team</b> Porsche 911 RSR LMGTE Pro															
1.Patrick PILET			3.Nicholas TANDY												
2.Earl BAMBER															
1	3	4:50.595	1:15.250	1:39.032	1:56.313	227.3	4:50.595	10	2	3:59.897	37.615	1:32.138	1:50.144	290.0	2:59:00.093
2	3	4:03.719	37.936	1:33.785	1:51.998	291.6	8:54.314	11	2	3:57.840	37.603	1:31.135	1:49.102	291.6	3:02:57.933
3	3	4:01.543	37.484	1:32.922	1:51.137	289.3	12:55.857	12	2	4:05.276	37.489	1:31.407	1:56.380	291.6	3:07:03.209
4	3	4:01.544	37.452	1:32.623	1:51.469	289.3	16:57.401	13	2	14:44.126	...	1:32.646	1:50.398	286.9	3:21:47.335
5	3	4:00.767	37.649	1:32.569	1:50.549	291.6	20:58.168	14	2	3:58.792	37.433	1:31.828	1:49.531	288.5	3:25:46.127
6	3	4:09.778	38.680	1:32.708	1:58.390	288.5	25:07.946	15	2	4:03.607	37.168	1:31.154	1:55.285	288.5	3:29:49.734
7	3	13:55.734	...	1:33.870	1:52.008	285.4	39:03.680	16	2	5:10.577	1:47.876	1:32.665	1:50.036	286.2	3:35:00.311
8	3	4:07.868	37.557	1:32.696	1:57.615	287.7	43:11.548	17	2	3:58.506	37.487	1:31.338	1:49.681	288.5	3:38:58.817
9	3	7:24.816	4:00.473	1:32.911	1:51.432	288.5	50:36.364	18	2	4:00.432	38.326	1:31.302	1:50.804	287.7	3:42:59.249
10	3	3:59.677	37.412	1:32.258	1:50.007	290.0	54:36.041	19	2	4:08.572	37.305	1:31.404	1:59.863	288.5	3:47:07.821
11	3	3:59.161	37.298	1:31.908	1:49.955	288.5	58:35.202	20	1	6:37.299	1:54.374	1:38.717	3:04.208	288.5	3:53:45.120
12	3	4:06.518	37.608	1:32.295	1:56.615	286.9	1:02:41.720	21	1	4:02.892	38.222	1:33.047	1:51.623	288.5	3:57:48.012
13	3	17:11.466	...	1:34.443	1:51.718	289.3	1:19:53.186	22	1	4:00.730	37.936	1:32.080	1:50.714	289.3	4:01:48.742
14	3	3:58.878	37.471	1:31.834	1:49.573	288.5	1:23:52.064	<b>95 Aston Martin Racing</b> Aston Martin Vantage AMR LMGTE Pro							
15	3	3:58.415	37.302	1:31.701	1:49.412	289.3	1:27:50.479	1.Marco SØRENSEN		3.Darren TURNER					
16	3	5:40.637	37.729	1:31.981	3:30.927	291.6	1:33:31.116	2.Nicki THILM		4.Ross GUNN					
17	3	4:29.933	58.899	1:34.152	1:56.882	265.8	1:38:01.049	1	3	5:38.545	1:33.587	1:58.116	2:06.842	159.6	5:38.545
18	2	5:46.699	2:19.831	1:35.266	1:51.602	219.4	1:43:47.748	2	3	4:19.530	41.900	1:40.304	1:57.326	157.5	9:58.075
19	2	4:01.785	37.964	1:32.860	1:50.961	289.3	1:47:49.533	3	3	4:14.073	39.503	1:33.942	2:00.628	290.8	14:12.148
20	2	4:00.546	38.027	1:32.341	1:50.178	289.3	1:51:50.079	4	3	8:46.594	5:14.396	1:38.308	1:53.890	285.4	22:58.742
21	2	6:40.740	37.642	1:32.989	4:30.109	289.3	1:58:30.819	5	3	4:04.475	38.621	1:32.865	1:52.989	290.0	27:03.217
22	2	18:18.802	...	1:32.475	1:49.411	286.2	2:16:49.621	6	3	4:02.974	38.456	1:32.462	1:52.056	292.4	31:06.191
23	2	3:58.171	37.248	1:31.647	1:49.276	287.7	2:20:47.792	7	3	4:02.045	37.864	1:32.501	1:51.680	290.8	35:08.236
24	2	3:59.227	37.758	1:31.831	1:49.638	289.3	2:24:47.019	8	3	4:04.604	39.066	1:32.905	1:52.633	291.6	39:12.840
25	2	4:06.195	37.707	1:31.504	1:56.984	289.3	2:28:53.214	9	3	4:03.794	37.987	1:33.184	1:52.623	290.8	43:16.634
26	2	20:32.834	...	1:31.442	1:50.760	288.5	2:49:26.048	10	3	4:07.982	38.629	1:32.856	1:56.497	290.8	47:24.616
27	2	4:30.202	37.182	1:31.169	2:21.851	289.3	2:53:56.250	11	3	4:05.126	38.632	1:32.872	1:53.622	292.4	51:29.742
28	2	3:56.805	37.106	1:31.013	1:48.686	289.3	2:57:53.055	12	3	4:06.215	38.408	1:33.827	1:53.980	290.8	55:35.957
29	2	4:02.205	37.109	1:30.938	1:54.158	290.0	3:01:55.260	13	3	4:05.876	38.557	1:32.844	1:54.475	290.0	59:41.833
30	1	6:05.392	2:38.150	1:33.162	1:54.080	283.2	3:08:00.652	14	3	4:15.533	40.894	1:33.449	2:01.190	290.0	1:03:57.366
31	1	3:59.162	37.611	1:31.631	1:49.920	288.5	3:11:59.814	15	1	7:35.200	4:08.630	1:34.318	1:52.252	281.7	1:11:32.566
32	1	4:00.801	38.241	1:31.392	1:51.168	290.0	3:16:00.615	16	1	4:00.995	37.797	1:31.990	1:51.208	290.8	1:15:33.561
33	1	4:01.355	37.776	1:33.332	1:50.247	267.8	3:20:01.970	17	1	4:00.957	37.938	1:32.001	1:51.018	291.6	1:19:34.518
34	1	4:02.206	37.712	1:32.029	1:52.465	289.3	3:24:04.176	18	1	4:00.596	37.870	1:32.346	1:50.380	291.6	1:23:35.114
35	1	3:58.033	37.364	1:31.326	1:49.343	288.5	3:28:02.209	19	1	4:00.631	37.841	1:31.885	1:50.905	292.4	1:27:35.745
36	1	3:57.709	37.270	1:31.140	1:49.299	289.3	3:31:59.918	20	1	5:34.979	40.920	1:32.848	3:21.211	287.7	1:33:10.724
37	1	4:06.337	37.777	1:31.883	1:56.677	269.8	3:36:06.255	21	1	4:33.135	1:08.179	1:33.638	1:51.318	288.5	1:37:43.859
								22	1	4:01.076	37.866	1:32.552	1:50.658	291.6	1:41:44.935
								23	1	4:00.514	37.815	1:32.123	1:50.576	290.8	1:45:45.449





# FIA WEC

## Official Test - 87<sup>e</sup> Edition des 24 Heures du Mans

### Test Session

### Sector Analysis



■ Personal Best ■ Session Best B Crossing the finish line in pit lane

Lap	D	Time	Sector 1	Sector 2	Sector 3	T. Spd	Elapsed	Lap	D	Time	Sector 1	Sector 2	Sector 3	T. Spd	Elapsed
24	1	<b>3:59.228</b>	37.719	<b>1:31.354</b>	<b>1:50.155</b>	292.4	1:49:44.677	2	1	4:16.075	40.547	1:37.764	1:57.764	277.4	9:01.199
25	1	24:14.066 <b>B</b>	<b>37.574</b>	1:31.530	...	293.2	2:13:58.743	3	1	4:10.802	39.474	1:36.146	1:55.182	281.0	13:12.001
<b>97</b> <b>Aston Martin Racing</b> <span style="float:right">Aston Martin Vantage AMR</span> 1. Alexander LYNN <span style="float:right">3. Jonathan ADAM</span> <span style="float:right">LMGTE Pro</span> 2. Maxime MARTIN <span style="float:right">4. Ross GUNN</span>								4							
1	4	5:50.791	1:03.400	2:33.224	2:14.167	125.5	5:50.791	5	1	11:00.103	7:18.520	1:40.789	2:00.794	248.1	28:29.534
2	4	4:33.465	45.793	1:49.083	1:58.589	243.6	10:24.256	6	1	4:11.745	39.885	1:36.338	1:55.522	281.7	32:41.279
3	4	4:23.151 <b>B</b>	40.012	1:39.129	2:04.010	163.7	14:47.407	7	1	4:11.414	39.295	1:36.333	1:55.786	282.5	36:52.693
4	4	4:18.156	4:49.103	1:35.791	1:53.262	257.6	23:05.563	8	1	4:11.043	39.229	1:35.821	1:55.993	281.0	41:03.736
5	4	4:02.687	38.008	1:32.961	1:51.718	292.4	27:08.250	9	1	4:13.731	39.529	1:36.153	1:58.049	281.0	45:17.467
6	4	4:01.557	37.768	1:32.431	1:51.358	294.0	31:09.807	10	1	4:12.945	40.533	1:36.720	1:55.692	281.0	49:30.412
7	4	4:14.171	42.238	1:37.696	1:54.237	238.8	35:23.978	11	1	4:10.627	39.300	1:35.787	1:55.540	283.2	53:41.039
8	4	4:03.452	38.006	1:32.963	1:52.483	290.8	39:27.430	12	1	4:08.485	39.123	1:35.291	1:54.071	281.7	57:49.524
9	4	4:06.076	38.503	1:33.820	1:53.753	287.7	43:33.506	13	1	4:07.470	38.890	1:35.150	1:53.430	281.0	1:01:56.994
10	4	4:06.528	38.477	1:33.420	1:54.631	291.6	47:40.034	14	1	4:10.436	39.349	1:36.046	1:55.041	281.7	1:06:07.430
11	4	4:05.053	38.726	1:33.417	1:52.910	291.6	51:45.087	15	1	4:07.376	39.059	1:34.772	1:53.545	281.0	1:10:14.806
12	4	4:03.921	38.162	1:33.001	1:52.758	290.0	55:49.008	16	1	4:14.094 <b>B</b>	39.335	1:34.335	2:00.424	282.5	1:14:28.900
13	4	4:06.215	38.644	1:34.846	1:52.725	290.0	59:55.223	17	3	7:53.661	4:20.598	1:35.928	1:57.135	281.7	1:22:22.561
14	4	4:11.917 <b>B</b>	38.389	1:33.734	1:59.794	283.9	1:04:07.140	18	3	4:07.385	39.325	1:34.804	1:53.256	283.2	1:26:29.946
15	4	7:51.225	4:25.480	1:34.355	1:51.390	286.9	1:11:58.365	19	3	4:08.381	38.523	1:33.918	1:55.940	283.2	1:30:38.327
16	4	4:05.704	37.645	1:32.301	1:55.758	293.2	1:16:04.069	20	3	6:14.124	1:24.005	2:54.558	1:55.561	80.3	1:36:52.451
17	4	4:02.107	38.070	1:32.444	1:51.593	293.2	1:20:06.176	21	3	4:04.773	38.388	1:33.921	1:52.464	283.2	1:40:57.224
18	4	4:00.270	37.691	1:32.124	1:50.455	292.4	1:24:06.446	22	3	4:04.794	38.693	1:33.856	1:52.245	284.7	1:45:02.018
19	4	4:00.233	37.748	1:32.106	1:50.379	292.4	1:28:06.679	23	3	4:11.537	39.111	1:36.845	1:55.581	286.2	1:49:13.555
20	4	6:15.156	37.801	1:32.872	4:04.483	291.6	1:34:21.835	24	3	4:04.913	38.514	1:33.601	1:52.798	285.4	1:53:18.468
21	4	4:02.178	38.661	1:32.551	1:50.966	290.0	1:38:24.013	25	3	7:50.939 <b>B</b>	38.324	2:46.212	4:26.403	283.2	2:01:09.407
22	4	4:00.491	37.671	1:32.243	1:50.577	294.0	1:42:24.504	26	2	11:48.328	8:05.533	1:38.042	2:04.753	244.2	2:12:57.735
23	4	4:00.315	37.654	1:31.754	1:50.907	292.4	1:46:24.819	27	2	4:37.530	1:05.869	1:36.876	1:54.785	257.0	2:17:35.265
24	4	3:59.418	37.658	1:31.675	1:50.085	292.4	1:50:24.237	28	2	4:14.414 <b>B</b>	38.948	1:34.175	2:01.291	283.2	2:21:49.679
25	4	3:59.170	37.664	1:31.537	1:49.969	292.4	1:54:23.407	29	2	5:34.271	2:04.946	1:36.214	1:53.111	219.0	2:27:23.950
26	4	9:40.556 <b>B</b>	1:00.451	4:18.436	4:21.669	79.5	2:04:03.963	30	2	5:10.713	38.140	1:33.845	2:58.728	285.4	2:32:34.663
27	3	10:20.668	6:50.179	1:33.919	1:56.570	283.9	2:14:24.631	31	2	4:03.243	38.062	1:33.248	1:51.933	288.5	2:36:37.906
28	3	4:29.944	1:06.250	1:32.128	1:51.566	291.6	2:18:54.575	32	2	4:03.164	37.984	1:32.910	1:52.270	286.9	2:40:41.070
29	3	4:00.903	38.531	1:31.719	1:50.653	292.4	2:22:55.478	33	2	4:02.696	38.069	1:33.748	1:50.879	285.4	2:44:43.766
30	3	4:07.994	39.834	1:31.992	1:56.168	293.2	2:27:03.472	34	2	4:02.091	37.953	1:32.916	1:51.222	285.4	2:48:45.857
31	3	5:12.843	38.236	1:33.435	3:01.172	292.4	2:32:16.315	35	2	4:40.235	40.948	1:34.166	2:25.121	289.3	2:53:26.092
32	3	4:01.996	37.844	1:31.644	1:52.508	292.4	2:36:18.311	36	2	4:02.198	37.884	<b>1:32.290</b>	1:52.024	288.5	2:57:28.290
33	3	4:01.521	38.394	1:32.087	1:51.040	291.6	2:40:19.832	37	2	4:01.062	38.094	1:32.893	1:50.075	286.2	3:01:29.352
34	3	4:03.720	39.513	1:32.967	1:51.240	292.4	2:44:23.552	38	2	4:11.180 <b>B</b>	<b>37.679</b>	1:34.932	1:58.569	286.2	3:05:40.532
35	3	4:01.799	37.874	1:31.927	1:51.998	294.8	2:48:25.351	39	1	6:48.024	3:15.017	1:38.611	1:54.396	284.7	3:12:28.556
36	3	4:36.427	38.880	1:33.273	2:24.274	291.6	2:53:01.778	40	1	4:06.581	38.753	1:35.126	1:52.702	283.2	3:16:35.137
37	3	4:02.003	38.429	1:32.014	1:51.560	292.4	2:57:03.781	41	1	4:05.629	38.618	1:33.842	1:53.169	286.2	3:20:40.766
38	3	4:15.382 <b>B</b>	38.931	1:34.590	2:01.861	272.5	3:01:19.163	42	1	4:03.206	38.486	1:33.641	1:51.079	284.7	3:24:43.972
39	2	18:40.894	...	1:36.145	1:54.511	266.5	3:20:00.057	43	1	4:34.571 <b>B</b>	38.205	1:33.106	2:23.260	288.5	3:29:18.543
40	2	4:05.653	38.744	1:34.999	1:51.910	255.7	3:24:05.710	44	3	6:41.588	3:09.874	1:35.503	1:56.211	283.2	3:36:00.131
41	2	4:03.139	38.525	1:32.787	1:51.827	291.6	3:28:08.849	45	3	4:05.351	39.602	1:34.310	1:51.439	281.0	3:40:05.482
42	2	4:03.308	38.240	1:32.327	1:52.741	290.8	3:32:12.157	46	3	4:02.371	37.951	1:33.440	1:50.980	283.9	3:44:07.853
43	2	4:02.600	38.320	1:32.151	1:52.129	293.2	3:36:14.757	47	3	4:03.417	38.018	1:34.469	1:50.930	282.5	3:48:11.270
44	2	4:08.132 <b>B</b>	38.140	1:32.290	1:57.702	294.0	3:40:22.889	48	3	5:01.922	37.795	1:32.901	2:51.226	284.7	3:53:13.192
45	2	11:58.148	8:05.951	1:33.683	2:18.514	283.9	3:52:21.037	49	3	4:01.079	37.927	1:32.766	1:50.386	282.5	3:57:14.271
46	2	4:00.272	38.232	1:31.683	1:50.357	291.6	3:56:21.309	50	3	<b>3:59.976</b>	37.709	1:32.623	<b>1:49.644</b>	283.2	4:01:14.247
47	2	<b>3:58.807</b>	<b>37.556</b>	<b>1:31.348</b>	<b>1:49.903</b>	291.6	4:00:20.116	<b>99</b> <b>Dempsey - Proton Racing</b> <span style="float:right">Porsche 911 RSR</span> 1. Tracy KROHN <span style="float:right">3. Patrick LONG</span> <span style="float:right">LMGTE Am</span> 2. Nicolas JÖNSSON							
1	2	27:48.515 <b>B</b>	...	2:18.064	2:31.888	189.5	27:48.515	1	2	4:28.563 <b>B</b>	40.577	1:37.489	2:10.497	278.1	51:34.617
2	2	10:23.955	6:11.178	2:00.067	2:12.710	200.0	38:12.470	2	2	4:31.827	43.624	1:45.189	2:03.014	234.7	42:44.297
3	2	4:31.827	43.624	1:45.189	2:03.014	234.7	47:06.054	3	2	4:21.757	40.335	1:39.844	2:01.578	247.0	47:06.054
4	2	4:21.757	40.335	1:39.844	2:01.578	247.0	51:34.617	4	2	4:28.563 <b>B</b>	40.577	1:37.489	2:10.497	278.1	51:34.617



