



4301 m.

**PERTAMINA GRAND PRIX OF INDONESIA**  
Race

Classification after 27 laps = 116.127 km

**29**

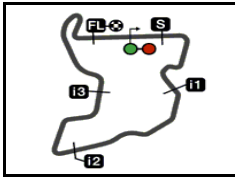
Pos		Rider	Nation	Team	Motorcycle	Total Time	Km/h	Gap
1	25	89 <b>Jorge MARTIN</b>	SPA	Prima Pramac Racing	DUCATI	<b>41'04.389</b>	169.6	
2	20	31 <b>Pedro ACOSTA</b>	SPA	Red Bull GASGAS Tech3	KTM	<b>41'05.793</b>	169.5	1.404
3	16	1 <b>Francesco BAGNAIA</b>	ITA	Ducati Lenovo Team	DUCATI	<b>41'09.984</b>	169.2	5.595
4	13	21 <b>Franco MORBIDELLI</b>	ITA	Prima Pramac Racing	DUCATI	<b>41'10.896</b>	169.1	6.507
5	11	72 <b>Marco BEZZECCHI</b>	ITA	Pertamina Enduro VR46 Racing T	DUCATI	<b>41'11.161</b>	169.1	6.772
6	10	12 <b>Maverick VIÑALES</b>	SPA	Aprilia Racing	APRILIA	<b>41'15.719</b>	168.8	11.330
7	9	20 <b>Fabio QUARTARARO</b>	FRA	Monster Energy Yamaha MotoGP	YAMAHA	<b>41'17.592</b>	168.7	13.203
8	8	33 <b>Brad BINDER</b>	RSA	Red Bull KTM Factory Racing	KTM	<b>41'19.251</b>	168.6	14.862
9	7	5 <b>Johann ZARCO</b>	FRA	CASTROL Honda LCR	HONDA	<b>41'19.540</b>	168.6	15.151
10	6	25 <b>Raul FERNANDEZ</b>	SPA	Trackhouse Racing	APRILIA	<b>41'25.468</b>	168.2	21.079
11	5	30 <b>Takaaki NAKAGAMI</b>	JPN	IDEMITSU Honda LCR	HONDA	<b>41'32.085</b>	167.7	27.696
12	4	42 <b>Alex RINS</b>	SPA	Monster Energy Yamaha MotoGP	YAMAHA	<b>41'38.022</b>	167.3	33.633
<b>Not classified</b>								
		23 <b>Enea BASTIANINI</b>	ITA	Ducati Lenovo Team	DUCATI	<b>30'28.217</b>	169.3	7 laps
		37 <b>Augusto FERNANDEZ</b>	SPA	Red Bull GASGAS Tech3	KTM	<b>29'16.333</b>	167.5	8 laps
		36 <b>Joan MIR</b>	SPA	Repsol Honda Team	HONDA	<b>18'36.606</b>	166.3	15 laps
		93 <b>Marc MARQUEZ</b>	SPA	Gresini Racing MotoGP	DUCATI	<b>16'51.947</b>	168.3	16 laps
		49 <b>Fabio DI GIANNANTONIO</b>	ITA	Pertamina Enduro VR46 Racing T	DUCATI	<b>12'18.934</b>	167.6	19 laps
<b>Not finished first lap</b>								
		41 <b>Aleix ESPARGARO</b>	SPA	Aprilia Racing	APRILIA			
		73 <b>Alex MARQUEZ</b>	SPA	Gresini Racing MotoGP	DUCATI			
		43 <b>Jack MILLER</b>	AUS	Red Bull KTM Factory Racing	KTM			
		10 <b>Luca MARINI</b>	ITA	Repsol Honda Team	HONDA			

The results are provisional until the end of the limit for protest and appeals.

Time limit for protest expires 60' after publication of the results - ..... Time: .....

These data/results cannot be reproduced, stored and/or transmitted in whole or in part by any manner of electronic, mechanical, photocopying, recording, broadcasting or otherwise now known or herein after developed without the previous express consent by the copyright owner, except for reproduction in daily press and regular printed publications on sale to the public within 60 days of the event related to those data/results and always provided that copyright symbol appears together as follows below.


© DORNA, 2024



4301 m.

**PERTAMINA GRAND PRIX OF INDONESIA**  
**Race**  
**Classification after 27 laps = 116.127 km**

**29**

Pos	 Rider	Nation	Team	Motorcycle	Total Time	Km/h	Gap
-----	---	--------	------	------------	------------	------	-----

**Race condition: Dry**  
 Air: 29°  
 Humidity: 76%  
 Ground: 56°

<b>Pole Position:</b>		Jorge MARTIN	1'29.088	173.8 Km/h
<b>Fastest Lap (New record):</b>	Lap 20	Enea BASTIANINI	1'30.539	171.0 Km/h
<b>Best Race Lap:</b>	2023	Enea BASTIANINI	1'30.906	170.3 Km/h
<b>All-Time Lap Record:</b>	2024	Jorge MARTIN	1'29.088	173.8 Km/h

14:35'00

14:38'00

15:00'00

15:02'02

15:02'27 Alex MARQUEZ

15:02'28 Aleix ESPARGARO

15:02'30 Luca MARINI

15:02'31 Jack MILLER

15:03'53

15:12'26 **Augusto FERNANDEZ**

15:15'14 Fabio DI GIANNANTONIO

15:20'02 Marc MARQUEZ

15:21'09 Joan MIR

15:23'14 **Maverick VIÑALES**

15:31'29 **Brad BINDER**

15:31'41 Augusto FERNANDEZ

15:32'42 Enea BASTIANINI

**SIGHTING LAP START**

All bikes on grid

**WARM UP LAP START**

**RACE START**

crashed out - Rider OK

crashed out - Rider OK

crashed out - Rider OK

crashed out - Rider OK

**No jump starts**

**track limits warning**

crashed out - Rider OK

stopped with technical issue

crashed out - Rider OK

**track limits warning**

**track limits warning**

stopped with technical issue

crashed out - Rider OK

The results are provisional until the end of the limit for protest and appeals.

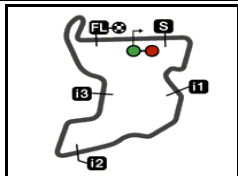
Time limit for protest expires 60' after publication of the results - ..... Time: .....

These data/results cannot be reproduced, stored and/or transmitted in whole or in part by any manner of electronic, mechanical, photocopying, recording, broadcasting or otherwise now known or herein after developed without the previous express consent by the copyright owner, except for reproduction in daily press and regular printed publications on sale to the public within 60 days of the event related to those data/results and always provided that copyright symbol appears together as follows below.

© DORNA, 2024

Official MotoGP Timing by TISSOT  
 www.motogp.com





PERTAMINA GRAND PRIX OF INDONESIA

30

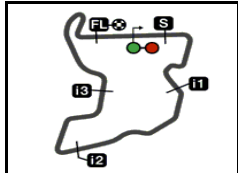
4301 m.

World Championship Classification

Rider	Points	Leader	Prev	QAT	POR	AME	SPA	FRA	CAT	ITA	NED	GER	GBR	AUT	ARA	RSM	EMI	INA	JPN	AUS	THA	MAL	VAL	
1 <b>MARTIN</b> Jorge [SPA]	366			28 12 16	32 7 25	20 7 13	12 12 -	37 12 25	26 6 20	16 - 16	29 9 20	12 12 -	29 9 20	29 9 20	29 9 20	13 12 1	29 9 20	25 0 25						
2 <b>BAGNAIA</b> Francesco [ITA]	345	21	21	31 6 25	6 6 -	13 2 11	25 - 25	16 - 16	25 - 25	37 12 25	37 12 25	32 7 25	16 - 16	37 12 25	1 1 -	29 9 20	12 12 -	28 12 16						
3 <b>BASTIANINI</b> Enea [ITA]	291	75	54	15 4 11	24 4 20	20 4 16	11 - 11	19 6 13	5 5 0	20 - 20	22 6 16	19 6 13	37 12 25	22 6 16	14 3 11	22 6 16	32 7 25	9 9						
4 <b>MARQUEZ</b> Marc [SPA]	288	78	3	18 5 13	9 9 0	9 9 -	24 4 20	29 9 20	25 9 16	22 9 13	6 - 6	24 4 20	13 - 13	13 - 13	37 12 25	30 5 25	22 6 16	7 7						
5 <b>ACOSTA</b> Pedro [SPA]	181	185	107	9 2 7	19 3 16	26 6 20	15 9 6	4 4 -	10 7 3	18 7 11	0 0 -	9 0 9	12 5 7	3 0 3	23 7 16	4 4 0	5 5 -	24 4 20						
6 <b>BINDER</b> Brad [RSA]	173	193	8	29 9 20	13 - 13	7 0 7	10 - 10	8 0 8	8 - 8	10 4 6	14 4 10	9 2 7	6 6 -	14 3 11	17 4 13	16 3 13	4 4 0	8 0 8						
7 <b>VIÑALES</b> Maverick [SPA]	162	204	11	7 1 6	12 12 -	37 12 25	7 - 7	18 7 11	6 2 4	13 5 8	18 7 11	7 3 4	5 2 3	9 0 9	0 0 -	0 0 0	10 0 10	13 3 10						
8 <b>ESPARGARO</b> Aleix [SPA]	127	239	35	15 7 8	10 2 8	14 5 9	- - -	12 5 7	25 12 13	6 1 5	- - -	- - -	17 7 10	14 7 7	6 - 6	0 0 -	8 0 8	0 0						
9 <b>BEZZECCHI</b> Marco [ITA]	125	241	2	2 0 2	10 0 10	8 0 8	16 - 16	- - -	6 1 5	3 0 3	0 0 -	8 0 8	8 - 8	12 2 10	9 0 9	11 - 11	15 2 13	17 6 11						
10 <b>DI GIANNANTONIO</b> Fabio [ITA]	122	244	3	9 - 9	6 - 6	10 - 10	9 0 9	13 3 10	15 4 11	12 3 9	18 5 13	0 0 -	12 1 11	- - -	8 0 8	7 - 7	2 0 2	1 1						
11 <b>MARQUEZ</b> Alex [SPA]	121	245	1	13 3 10	0 0 -	1 0 1	13 - 13	6 0 6	9 0 9	9 2 7	11 2 9	17 1 16	13 4 9	6 0 6	6 6 -	10 0 10	7 0 7	0 0						
12 <b>MORBIDELLI</b> Franco [ITA]	120	246	1	0 0 0	0 0 0	0 0 -	6 6 -	9 0 9	0 0 -	16 6 10	8 1 7	16 5 11	6 - 6	12 4 8	10 - 10	7 7 -	12 1 11	18 5 13						

These data/results cannot be reproduced, stored and/or transmitted in whole or in part by any manner of electronic, mechanical, photocopying, recording, broadcasting or otherwise now known or herein after developed without the previous express consent by the copyright owner, except for reproduction in daily press and regular printed publications on sale to the public within 60 days of the event related to those data/results and always provided that copyright symbol appears together as follows below.  
© DORNA, 2024





PERTAMINA GRAND PRIX OF INDONESIA

30

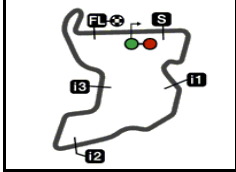
4301 m.

World Championship Classification

Rider	Points	Leader	Prev	QAT	POR	AME	SPA	FRA	CAT	ITA	NED	GER	GBR	AUT	ARA	RSM	EMI	INA	JPN	AUS	THA	MAL	VAL	
13 <b>QUARTARARO</b> Fabio [FRA]	82	284	38	5 0 5	10 1 9	4 0 4	6 5 1	0 0 -	7 0 7	0 - 0	7 3 4	5 0 5	5 0 5	0 0 0	2 2 -	10 1 9	12 3 9	9 0 9						
14 <b>OLIVEIRA</b> Miguel [POR]	71	295	11	1 0 1	7 0 7	5 0 5	10 2 8	0 0 -	6 - 6	2 - 2	1 0 1	19 9 10	0 0 -	4 0 4	5 5 -	5 0 5	6 0 6	-						
15 <b>MILLER</b> Jack [AUS]	58	308	13	0 0 0	16 5 11	6 3 3	0 0 -	2 2 -	3 3 -	0 0 0	5 0 5	3 0 3	7 3 4	5 5 0	1 0 1	10 2 8	0 0 0	0						
16 <b>FERNANDEZ</b> Raul [SPA]	55	311	3	0 0 -	0 0 -	7 1 6	5 0 5	6 1 5	10 - 10	4 0 4	8 0 8	6 0 6	0 0 -	0 0 -	0 0 0	0 0 0	3 0 3	6 0 6						
17 <b>ZARCO</b> Johann [FRA]	31	335	24	4 0 4	1 - 1	- - -	0 0 -	4 0 4	0 - 0	0 0 0	3 0 3	0 0 0	2 0 2	0 0 0	3 - 3	4 0 4	1 0 1	9 2 7						
18 <b>NAKAGAMI</b> Takaaki [JPN]	26	340	5	0 0 0	2 0 2	- - -	2 0 2	2 0 2	2 0 2	0 0 -	0 0 0	2 0 2	1 0 1	2 0 2	5 0 5	3 0 3	0 0 0	5 0 5						
19 <b>MIR</b> Joan [SPA]	20	346	6	3 0 3	4 0 4	- - -	5 1 4	- - -	1 0 1	- - -	0 0 -	0 0 0	0 0 -	0 0 0	2 0 2	- - -	5 0 5	-						
20 <b>FERNANDEZ</b> Augusto [SPA]	20	346	0	0 0 0	5 0 5	2 - 2	3 3 -	3 0 3	0 0 -	0 0 -	2 0 2	0 0 0	0 0 0	1 - 1	4 0 4	0 0 -	0 0 0	-						
21 <b>RINS</b> Alex [SPA]	19	347	1	0 0 0	3 - 3	0 0 -	3 0 3	1 - 1	0 0 0	1 0 1	0 0 -	- - -	- - -	0 - 0	7 0 7	0 0 0	- - -	4 0 4						
22 <b>ESPARGARO</b> Pol [SPA]	12	354	7	- - -	- - -	- - -	- - -	- - -	- - -	0 0 0	- - -	- - -	- - -	6 1 5	- - -	6 0 6	- - -	-						
23 <b>PEDROSA</b> Daniel [SPA]	7	359	5	- - -	- - -	- - -	7 7 -	- - -	- - -	- - -	- - -	- - -	- - -	- - -	- - -	- - -	- - -	-						
24 <b>MARINI</b> Luca [ITA]	5	361	2	0 0 0	0 0 0	0 0 0	0 - 0	0 0 0	0 0 0	0 0 0	0 - 0	1 0 1	0 0 0	0 0 -	0 0 0	0 0 -	4 0 4	0						

These data/results cannot be reproduced, stored and/or transmitted in whole or in part by any manner of electronic, mechanical, photocopying, recording, broadcasting or otherwise now known or herein after developed without the previous express consent by the copyright owner, except for reproduction in daily press and regular printed publications on sale to the public within 60 days of the event related to those data/results and always provided that copyright symbol appears together as follows below.  
© DORNA, 2024





4301 m.

# PERTAMINA GRAND PRIX OF INDONESIA

# MotoGP™

**30**

## World Championship Classification

Rider	Points	Leader	Prev	QAT	POR	AME	SPA	FRA	CAT	ITA	NED	GER	GBR	AUT	ARA	RSM	EMI	INA	JPN	AUS	THA	MAL	VAL	
25 <b>BRADL</b> Stefan [GER]	2	364	3	-	-	-	0	-	0	-	-	0	-	0	-	2	-	-						
26 <b>GARDNER</b> Remy [AUS]	0	366	2	-	-	-	-	-	-	-	-	0	0	-	-	-	-	-						
27 <b>SAVADORI</b> Lorenzo [ITA]	0	366	0	-	-	-	0	-	-	0	-	-	-	0	-	-	-	-						

These data/results cannot be reproduced, stored and/or transmitted in whole or in part by any manner of electronic, mechanical, photocopying, recording, broadcasting or otherwise now known or herein after developed without the previous express consent by the copyright owner, except for reproduction in daily press and regular printed publications on sale to the public within 60 days of the event related to those data/results and always provided that copyright symbol appears together as follows below.  
© DORNA, 2024





4301 m.

# PERTAMINA GRAND PRIX OF INDONESIA

# MotoGP™

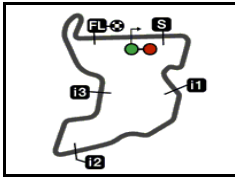
**30**

## World Championship Classification

Constructor	Points	Leader	Previous	QAT	POR	AME	SPA	FRA	CAT	ITA	NED	GER	GBR	AUT	ARA	RSM	EMI	INA	JPN	AUS	THA	MAL	VAL	
1 DUCATI	537			37	34	25	37	37	34	37	37	37	37	37	37	37	37	37						
2 KTM	263	274	274	29	21	26	19	12	15	18	14	11	13	16	23	17	5	24						
3 APRILIA	247	290	16	15	20	37	10	18	25	13	18	19	17	16	11	5	10	13						
4 YAMAHA	93	444	154	5	10	4	8	1	7	1	7	5	5	-	9	10	12	9						
5 HONDA	51	486	42	4	4	-	5	4	2	-	3	2	2	2	5	4	5	9						

Team	Points	Leader	Previous	QAT	POR	AME	SPA	FRA	CAT	ITA	NED	GER	GBR	AUT	ARA	RSM	EMI	INA	JPN	AUS	THA	MAL	VAL	
1 DUCATI LENOVO TEAM	636			46	30	33	36	35	30	57	59	51	53	59	15	51	44	37						
2 PRIMA PRAMAC RACING	486	150	150	28	32	20	18	46	26	32	37	28	35	41	39	20	41	43						
3 GRESINI RACING MOTOGP	409	227	77	31	9	10	37	35	34	31	17	41	26	19	43	40	29	7						
4 APRILIA RACING	289	347	120	22	22	51	7	30	31	19	18	7	22	23	6	-	18	13						
5 PERTAMINA ENDURO VR46 RACING TE	247	389	42	11	16	18	25	13	21	15	18	8	20	12	17	18	17	18						
6 RED BULL KTM FACTORY RACING	231	405	16	29	29	13	10	10	11	10	19	12	13	19	18	26	4	8						
7 RED BULL GASGAS TECH3	201	435	30	9	24	28	18	7	10	18	2	9	12	4	27	4	5	24						
8 TRACKHOUSE RACING	126	510	75	1	7	12	15	6	16	6	9	25	-	4	5	5	9	6						
9 MONSTER ENERGY YAMAHA MOTOGP	101	535	25	5	13	4	9	1	7	1	7	5	5	-	9	10	12	13						
10 LCR HONDA	57	579	44	4	3	-	2	6	2	-	3	2	3	2	8	7	1	14						
11 REPSOL HONDA TEAM	25	611	32	3	4	-	5	-	1	-	-	1	-	-	2	-	9	-						

These data/results cannot be reproduced, stored and/or transmitted in whole or in part by any manner of electronic, mechanical, photocopying, recording, broadcasting or otherwise now known or herein after developed without the previous express consent by the copyright owner, except for reproduction in daily press and regular printed publications on sale to the public within 60 days of the event related to those data/results and always provided that copyright symbol appears together as follows below.  
© DORNA, 2024



4301 m.

**PERTAMINA GRAND PRIX OF INDONESIA**  
**Race**  
**Lap Chart**

**31**

Pos	1	2	3	4	5	6	7	8	9	10	11	12	13	14	15	16	17	18	19	20	21
Grid	89	72	31	1	23	20	5	49	21	12	25	93	41	73	42	43	10	30	33	36	37

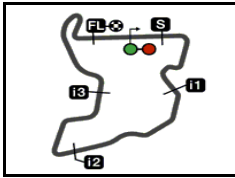


	1	2	3	4	5	6	7	8	9	10	11	12	13	14	15	16	17	18	19	20	21
	89	23	31	72	21	1	93	49	20	12	5	33	25	37	30	42	36				
	2	89	23	31	72	21	1	93	49	5	12	33	25	20	37	30	42	36			
	3	89	31	23	21	72	1	93	49	5	33	12	25	20	37	30	42	36			
	4	89	31	23	21	72	1	93	49	33	5	12	25	20	37	30	42	36			
	5	89	31	21	23	72	1	93	49	33	5	12	25	20	37	30	42	36			
	6	89	31	21	72	23	1	93	49	33	5	12	25	20	37	30	36	42			
	7	89	31	21	72	23	1	93	49	33	5	12	25	20	30	37	36	42			
	8	89	31	21	72	23	1	49	93	33	5	12	25	20	30	37	36	42			
	9	89	31	21	72	23	1	93	33	5	12	25	20	30	37	36	42				
	10	89	31	21	72	23	1	93	33	5	12	25	20	30	37	36	42				
L	11	89	31	21	72	23	1	93	33	12	5	25	20	30	37	36	42				
a	12	89	31	21	72	23	1	33	12	5	25	20	30	37	36	42					
P	13	89	31	21	23	72	1	33	12	5	25	20	30	37	42						
S	14	89	31	21	23	72	1	33	12	5	20	25	30	37	42						
	15	89	31	21	23	72	1	12	33	5	20	25	30	37	42						
	16	89	31	21	23	72	1	12	33	5	20	25	30	37	42						
	17	89	31	23	21	72	1	12	33	5	20	25	30	37	42						
	18	89	31	23	21	72	1	12	33	20	5	25	30	37	42						
	19	89	31	23	21	72	1	12	20	33	5	25	30	37	42						
	20	89	31	23	21	72	1	12	20	33	5	25	30	42							
	21	89	31	21	72	1	12	20	5	33	25	30	42								
	22	89	31	21	1	72	12	20	5	33	25	30	42								
	23	89	31	1	21	72	12	20	5	33	25	30	42								
	24	89	31	1	21	72	12	20	5	33	25	30	42								
	25	89	31	1	21	72	12	20	5	33	25	30	42								
	26	89	31	1	21	72	12	20	5	33	25	30	42								
	27	89	31	1	21	72	12	20	33	5	25	30	42								

Winner     Lapped rider

These data/results cannot be reproduced, stored and/or transmitted in whole or in part by any manner of electronic, mechanical, photocopying, recording, broadcasting or otherwise now known or herein after developed without the previous express consent by the copyright owner, except for reproduction in daily press and regular printed publications on sale to the public within 60 days of the event related to those data/results and always provided that copyright symbol appears together as follows below.  
 © DORNA, 2024





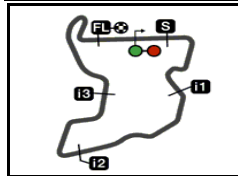
4301 m.

**PERTAMINA GRAND PRIX OF INDONESIA**  
**Race**  
**Fastest Lap of Each Rider**

**32**

	Rider	Nation	Team	Motorcycle	Time	Lap Total	Gap
1	23 Enea BASTIANINI	ITA	Ducati Lenovo Team	DUCATI	<b>1'30.539</b>	20 20	
2	1 Francesco BAGNAIA	ITA	Ducati Lenovo Team	DUCATI	<b>1'30.542</b>	11 27	0.003 0.003
3	31 Pedro ACOSTA	SPA	Red Bull GASGAS Tech3	KTM	<b>1'30.697</b>	11 27	0.158 0.155
4	72 Marco BEZZECCHI	ITA	Pertamina Enduro VR46 Racing Tea	DUCATI	<b>1'30.697</b>	14 27	0.158
5	89 Jorge MARTIN	SPA	Prima Pramac Racing	DUCATI	<b>1'30.729</b>	14 27	0.190 0.032
6	21 Franco MORBIDELLI	ITA	Prima Pramac Racing	DUCATI	<b>1'30.790</b>	10 27	0.251 0.061
7	93 Marc MARQUEZ	SPA	Gresini Racing MotoGP	DUCATI	<b>1'30.809</b>	10 11	0.270 0.019
8	20 Fabio QUARTARARO	FRA	Monster Energy Yamaha MotoGP T	YAMAHA	<b>1'30.816</b>	20 27	0.277 0.007
9	12 Maverick VIÑALES	SPA	Aprilia Racing	APRILIA	<b>1'30.940</b>	10 27	0.401 0.124
10	5 Johann ZARCO	FRA	CASTROL Honda LCR	HONDA	<b>1'31.020</b>	17 27	0.481 0.080
11	33 Brad BINDER	RSA	Red Bull KTM Factory Racing	KTM	<b>1'31.033</b>	25 27	0.494 0.013
12	25 Raul FERNANDEZ	SPA	Trackhouse Racing	APRILIA	<b>1'31.064</b>	11 27	0.525 0.031
13	49 Fabio DI GIANNANTONIO	ITA	Pertamina Enduro VR46 Racing Tea	DUCATI	<b>1'31.105</b>	7 8	0.566 0.041
14	37 Augusto FERNANDEZ	SPA	Red Bull GASGAS Tech3	KTM	<b>1'31.365</b>	17 19	0.826 0.260
15	30 Takaaki NAKAGAMI	JPN	IDEMITSU Honda LCR	HONDA	<b>1'31.457</b>	20 27	0.918 0.092
16	42 Alex RINS	SPA	Monster Energy Yamaha MotoGP T	YAMAHA	<b>1'31.460</b>	16 27	0.921 0.003
17	36 Joan MIR	SPA	Repsol Honda Team	HONDA	<b>1'31.634</b>	12 12	1.095 0.174

These data/results cannot be reproduced, stored and/or transmitted in whole or in part by any manner of electronic, mechanical, photocopying, recording, broadcasting or otherwise now known or herein after developed without the previous express consent by the copyright owner, except for reproduction in daily press and regular printed publications on sale to the public within 60 days of the event related to those data/results and always provided that copyright symbol appears together as follows below.  
 © DORNA, 2024



4301 m.

## PERTAMINA GRAND PRIX OF INDONESIA

After the Race

### Event Best Maximum Speed

33



Rider	Nation Team	Motorcycle	Km/h	
31 <b>Pedro ACOSTA</b>	SPA Red Bull GASGAS Tech3	KTM	<b>319.5</b>	Qualifying Nr. 2
1 <b>Francesco BAGNAIA</b>	ITA Ducati Lenovo Team	DUCATI	<b>319.5</b>	Qualifying Nr. 2
89 <b>Jorge MARTIN</b>	SPA Prima Pramac Racing	DUCATI	<b>318.5</b>	Qualifying Nr. 2
23 <b>Enea BASTIANINI</b>	ITA Ducati Lenovo Team	DUCATI	<b>318.5</b>	Warm Up
33 <b>Brad BINDER</b>	RSA Red Bull KTM Factory Racing	KTM	<b>317.6</b>	Race
21 <b>Franco MORBIDELLI</b>	ITA Prima Pramac Racing	DUCATI	<b>316.7</b>	Qualifying Nr. 2
25 <b>Raul FERNANDEZ</b>	SPA Trackhouse Racing	APRILIA	<b>314.8</b>	Qualifying Nr. 1
36 <b>Joan MIR</b>	SPA Repsol Honda Team	HONDA	<b>314.8</b>	Practice
93 <b>Marc MARQUEZ</b>	SPA Gresini Racing MotoGP	DUCATI	<b>314.8</b>	Practice
41 <b>Aleix ESPARGARO</b>	SPA Aprilia Racing	APRILIA	<b>314.8</b>	Qualifying Nr. 1
43 <b>Jack MILLER</b>	AUS Red Bull KTM Factory Racing	KTM	<b>314.8</b>	Tissot Sprint
72 <b>Marco BEZZECCHI</b>	ITA Pertamina Enduro VR46 Racing T	DUCATI	<b>314.8</b>	Qualifying Nr. 2
73 <b>Alex MARQUEZ</b>	SPA Gresini Racing MotoGP	DUCATI	<b>313.9</b>	Tissot Sprint
12 <b>Maverick VIÑALES</b>	SPA Aprilia Racing	APRILIA	<b>313.9</b>	Qualifying Nr. 2
37 <b>Augusto FERNANDEZ</b>	SPA Red Bull GASGAS Tech3	KTM	<b>313.9</b>	Qualifying Nr. 1
42 <b>Alex RINS</b>	SPA Monster Energy Yamaha MotoGP	YAMAHA	<b>313.0</b>	Tissot Sprint
5 <b>Johann ZARCO</b>	FRA CASTROL Honda LCR	HONDA	<b>313.0</b>	Qualifying Nr. 1
20 <b>Fabio QUARTARARO</b>	FRA Monster Energy Yamaha MotoGP	YAMAHA	<b>313.0</b>	Free Practice Nr. 2
10 <b>Luca MARINI</b>	ITA Repsol Honda Team	HONDA	<b>313.0</b>	Qualifying Nr. 1
30 <b>Takaaki NAKAGAMI</b>	JPN IDEMITSU Honda LCR	HONDA	<b>311.2</b>	Tissot Sprint
49 <b>Fabio DI GIANNANTONIO</b>	ITA Pertamina Enduro VR46 Racing T	DUCATI	<b>309.4</b>	Warm Up
88 <b>Miguel OLIVEIRA</b>	POR Trackhouse Racing	APRILIA	<b>309.4</b>	Free Practice Nr. 1

These data/results cannot be reproduced, stored and/or transmitted in whole or in part by any manner of electronic, mechanical, photocopying, recording, broadcasting or otherwise now known or herein after developed without the previous express consent by the copyright owner, except for reproduction in daily press and regular printed publications on sale to the public within 60 days of the event related to those data/results and always provided that copyright symbol appears together as follows below.

© DORNA, 2024

Official MotoGP Timing by TISSOT  
www.motogp.com



Lombok, Sunday, September 29, 2024



4301 m.

# PERTAMINA GRAND PRIX OF INDONESIA

## Race

### Chronological Analysis of Performances

34

\* Lap / Sector time cancelled

T1 Time from finish line to 1st intermediate

T3 Time from 2nd intermed. to 3rd intermed.

P Crossing the finish line in pit lane

T2 Time from 1st intermed. to 2nd intermed.

T4 Time from 3rd intermediate to finish line

\*\*Tyre data subject to further updates

Lap	Lap Time	T1	T2	T3	T4	Speed	Lap	Lap Time	T1	T2	T3	T4	Speed			
<b>1st</b>	<b>89</b>	<b>Jorge MARTIN</b>		DUCATI		SPA	8	<b>1'31.046</b>	25.460	18.734	<b>18.741</b>	28.111	312.1			
		Prima Pramac Racing					9	<b>1'30.920</b>	25.314	18.700	18.812	28.094	313.0			
		Runs=1	Total laps=27	Full laps=26	Valid laps=25		10	<b>1'30.867</b>	25.243	18.688	18.899	28.037	313.0			
<b>Run #</b>	<b>1</b>	<b>Front Tyre</b>	<b>Slick-Hard</b>	<b>Rear Tyre</b>	<b>Slick-Medium</b>		11	<b>1'30.697</b>	25.297	<b>18.628</b>	18.774	27.998	312.1			
		<b>New Tyre</b>		<b>New Tyre</b>			12	<b>1'30.897</b>	25.254	18.679	18.814	28.150	313.9			
1	1'35.099	28.287	19.141	19.073	28.598	258.9	13	1'30.995 *	25.465	18.753*	18.774	28.003	313.0			
2	<b>1'31.892</b>	25.646	18.897	18.964	28.385	312.1	14	<b>1'30.928</b>	25.249	18.749	18.826	28.104	313.9			
3	<b>1'31.389</b>	25.549	18.727	18.917	28.196	312.1	15	<b>1'30.826</b>	25.265	18.706	18.859	<b>27.996</b>	313.0			
4	<b>1'31.059</b>	25.398	18.540	18.847	28.274	313.0	16	<b>1'30.981</b>	25.288	18.783	18.809	28.101	313.0			
5	<b>1'31.275</b>	25.430	18.750	18.788	28.307	313.0	17	<b>1'31.245</b>	25.355	18.880	18.905	28.105	313.9			
6	<b>1'31.168</b>	25.395	18.521	18.980	28.272	313.9	18	<b>1'31.287</b>	25.355	18.844	18.854	28.234	313.9			
7	<b>1'30.948</b>	25.398	<b>18.502</b>	18.851	28.197	313.0	19	<b>1'30.870</b>	<b>25.206</b>	18.788	18.847	28.029	313.0			
8	<b>1'31.069</b>	25.423	18.595	18.914	28.137	313.0	20	<b>1'30.972</b>	25.372	18.750	18.821	28.029	313.9			
9	<b>1'30.981</b>	25.340	18.533	18.896	28.212	313.0	21	<b>1'31.403</b>	25.440	18.928	18.897	28.138	314.8			
10	<b>1'31.225</b>	25.462	18.711	18.855	28.197	313.0	22	<b>1'31.076</b>	25.309	18.840	18.877	28.050	314.8			
11	<b>1'30.763</b>	25.251	18.563	18.855	28.094	311.2	23	<b>1'31.401</b>	25.364	18.959	18.828	28.250	314.8			
12	<b>1'31.101</b>	25.339	18.551	18.921	28.290	313.0	24	<b>1'31.261</b>	25.274	18.900	18.871	28.216	<b>315.7</b>			
13	<b>1'30.898</b>	25.329	18.651	18.838	28.080	313.0	25	<b>1'31.251</b>	25.426	18.850	18.804	28.171	313.9			
14	<b>1'30.729</b>	25.290	18.615	18.778	<b>28.046</b>	313.9	26	<b>1'31.016</b>	25.217	18.834	18.871	28.094	313.9			
15	<b>1'30.808</b>	25.374	18.570	<b>18.776</b>	28.088	313.9	27	<b>1'31.676</b>	25.430	19.079	18.862	28.305	313.9			
16	<b>1'30.961</b>	25.287	18.684	18.811	28.179	313.0	<b>3rd</b>						<b>1</b>	<b>Francesco BAGNAIA</b>	DUCATI	ITA
17	1'31.570 *	25.284	19.212*	18.971	28.103	313.9	Ducati Lenovo Team						Runs=1	Total laps=27	Full laps=26	Valid laps=26
18	<b>1'31.010</b>	25.294	18.687	18.866	28.163	313.9	<b>Run #</b>	<b>1</b>	<b>Front Tyre</b>	<b>Slick-Hard</b>	<b>Rear Tyre</b>	<b>Slick-Medium</b>				
19	<b>1'31.003</b>	25.274	18.788	18.873	28.068	313.9			<b>New Tyre</b>		<b>New Tyre</b>					
20	<b>1'30.733</b>	25.259	18.525	18.822	28.127	312.1	1	1'36.335	28.782	19.254	19.111	29.188	264.0			
21	<b>1'30.826</b>	<b>25.219</b>	18.648	18.860	28.099	313.9	2	<b>1'32.221</b>	25.839	18.956	18.927	28.499	297.5			
22	<b>1'30.950</b>	25.253	18.640	18.885	28.172	313.9	3	<b>1'31.808</b>	25.685	18.722	18.905	28.496	301.6			
23	<b>1'31.260</b>	25.252	18.872	18.860	28.276	313.9	4	<b>1'31.604</b>	25.621	18.722	18.923	28.338	306.8			
24	<b>1'30.774</b>	25.267	18.620	18.783	28.104	<b>314.8</b>	5	<b>1'31.826</b>	25.652	18.825	18.865	28.484	303.3			
25	<b>1'31.160</b>	25.334	18.760	18.844	28.222	313.9	6	<b>1'32.245</b>	25.994	18.585	19.063	28.603	310.3			
26	<b>1'31.431</b>	25.326	18.697	19.075	28.333	314.8	7	<b>1'31.141</b>	25.338	18.532	18.872	28.399	315.7			
27	<b>1'32.307</b>	25.471	18.932	19.146	28.758	312.1	8	<b>1'30.908</b>	25.297	18.569	18.782	28.260	315.7			
							9	<b>1'30.750</b>	25.281	18.627	18.768	<b>28.074</b>	315.7			
							10	<b>1'30.975</b>	25.372	18.588	18.798	28.217	<b>317.6</b>			
							11	<b>1'30.542</b>	<b>25.191</b>	18.513	<b>18.757</b>	28.081	317.6			
							12	<b>1'30.672</b>	25.239	<b>18.486</b>	18.816	28.131	314.8			
							13	<b>1'30.905</b>	25.481	18.551	18.766	28.107	316.7			
							14	<b>1'31.181</b>	25.368	18.680	18.924	28.209	307.6			
							15	<b>1'30.841</b>	25.272	18.610	18.824	28.135	315.7			
							16	<b>1'31.731</b>	25.507	18.642	19.201	28.381	312.1			
							17	<b>1'31.487</b>	25.406	18.826	18.885	28.370	313.9			
							18	<b>1'31.162</b>	25.534	18.615	18.817	28.196	311.2			
							19	<b>1'31.426</b>	25.442	18.637	18.825	28.522	310.3			

<b>2nd</b>	<b>31</b>	<b>Pedro ACOSTA</b>		KTM		SPA							
		Red Bull GASGAS Tech3					Runs=1	Total laps=27	Full laps=26	Valid laps=25			
<b>Run #</b>	<b>1</b>	<b>Front Tyre</b>	<b>Slick-Hard</b>	<b>Rear Tyre</b>	<b>Slick-Medium</b>								
		<b>New Tyre</b>		<b>New Tyre</b>									
1	1'35.578	28.597	19.213	19.134	28.634	261.5							
2	<b>1'32.307</b>	25.781	18.742	19.223	28.561	307.6							
3	<b>1'31.728</b>	25.598	18.697	18.968	28.465	307.6							
4	<b>1'31.334</b>	25.513	18.703	18.873	28.245	311.2							
5	<b>1'31.015</b>	25.378	18.709	18.795	28.133	312.1							
6	<b>1'31.099</b>	25.379	18.704	18.808	28.208	313.0							
7	<b>1'31.117</b>	25.400	18.698	18.797	28.222	313.9							

**Fastest Lap:** Enea BASTIANINI      Ducati Lenovo Team      ITA      **1'30.539**      25.081      18.686      18.746      28.026

These data/results cannot be reproduced, stored and/or transmitted in whole or in part by any manner of electronic, mechanical, photocopying, recording, broadcasting or otherwise now known or herein after developed without the previous express consent by the copyright owner, except for reproduction in daily press and regular printed publications on sale to the public within 60 days of the event related to those data/results and always provided that copyright symbol appears together as follows below.  
© DORNA, 2024

# Race

# MotoGP

Lap	Lap Time	T1	T2	T3	T4	Speed	Lap	Lap Time	T1	T2	T3	T4	Speed
20	1'31.102	25.451	18.536	18.847	28.268	300.8	10	1'30.976	25.312	18.630	18.786	28.248	311.2
21	1'31.177	25.532	18.551	18.892	28.202	302.5	11	1'30.791	25.222	18.509	18.927	28.133	313.0
22	1'31.075	25.533	18.542	18.819	28.181	308.5	12	1'30.996	25.283	18.524	18.932	28.257	310.3
23	1'31.108	25.447	18.601	18.804	28.256	312.1	13	1'31.147	25.359	18.514	18.771	28.503	312.1
24	1'30.779	25.295	18.546	18.796	28.142	314.8	14	1'30.697	25.289	18.490	18.776	28.142	308.5
25	1'31.043	25.432	18.597	18.861	28.153	313.9	15	1'31.051	25.299	18.656	18.827	28.269	312.1
26	1'31.527	25.444	18.710	18.944	28.429	314.8	16	1'31.778	25.673	18.898	18.861	28.346	307.6
27	1'32.413	25.724	18.959	19.012	28.718	313.9	17	1'31.744	25.477	18.761	19.053	28.453	306.8

**4th** **21** **Franco MORBIDELLI** DUCATI ITA  
 Prima Pramac Racing  
 Runs=1 Total laps=27 Full laps=26 Valid laps=25

Run #	1	Front Tyre	Slick-Soft	Rear Tyre	Slick-Medium	Speed
		New Tyre		New Tyre		
1	1'36.130	29.191	19.182	19.123	28.634	264.7
2	1'32.079	25.670	18.839	18.968	28.602	298.3
3	1'31.647	25.729	18.611	18.903	28.404	300.8
4	1'31.619	25.632	18.766	18.867	28.354	295.8
5	1'31.476	25.483	18.707	18.934	28.352	308.5
6	1'31.194	25.390	18.505	18.870	28.429	310.3
7	1'31.065	25.355	18.637	18.832	28.241	313.0
8	1'31.300	25.394	18.839	18.830	28.237	311.2
9	1'30.884	25.357	18.626	18.820	28.081	310.3
10	1'30.790	25.244	18.571	18.822	28.153	313.0
11	1'30.819	25.282	18.471	18.908	28.158	311.2
12	1'31.163	25.304	18.601	18.906	28.352	312.1
13	1'30.850	25.284	18.549	18.877	28.140	311.2
14	1'30.918	25.357	18.479	18.861	28.221	312.1
15	1'31.090	25.273	18.563	19.032	28.222	312.1
16	1'31.831	25.833	18.719	18.944	28.335	311.2
17	1'31.850	25.537	18.731	19.244	28.338	311.2
18	1'31.184	25.499	18.593	18.876	28.216	311.2
19	1'31.498	25.333	18.572	19.171	28.422	310.3
20	1'31.176	25.416	18.585	18.978	28.197	309.4
21	1'31.137	25.391	18.699	18.826	28.221	311.2
22	1'31.282	25.409	18.644	18.977	28.252	312.1
23	1'31.554 *	25.498	18.833*	18.877	28.346	311.2
24	1'31.353	25.446	18.662	18.954	28.291	310.3
25	1'31.471	25.553	18.653	18.969	28.296	312.1
26	1'31.747	25.570	18.726	18.998	28.453	311.2
27	1'31.789	25.519	18.772	19.053	28.445	311.2

**5th** **72** **Marco BEZZECCHI** DUCATI ITA  
 Pertamina Enduro VR46 Racing Team  
 Runs=1 Total laps=27 Full laps=26 Valid laps=25

Run #	1	Front Tyre	Slick-Soft	Rear Tyre	Slick-Medium	Speed
		New Tyre		New Tyre		
1	1'35.956	28.956	19.230	19.144	28.626	255.3
2	1'32.041	25.658	18.762	19.112	28.509	309.4
3	1'32.071	25.670	18.635	19.298	28.468	305.9
4	1'31.602	25.693	18.659	18.898	28.352	303.3
5	1'31.807	25.643	18.808	18.883	28.473	305.0
6	1'31.125	25.382	18.528	18.890	28.325	309.4
7	1'31.157	25.338	18.708	18.895	28.216	310.3
8	1'31.004	25.375	18.616	18.849	28.164	309.4
9	1'31.002 *	25.347	18.563*	18.893	28.199	306.8

**6th** **12** **Maverick VIÑALES** APRILIA SPA  
 Aprilia Racing  
 Runs=1 Total laps=27 Full laps=26 Valid laps=22

Run #	1	Front Tyre	Slick-Hard	Rear Tyre	Slick-Medium	Speed
		New Tyre		New Tyre		
1	1'37.477	29.829	19.374	19.429	28.845	265.3
2	1'33.066	26.153	19.173	19.176	28.564	299.1
3	1'32.505 *	25.915	18.784*	19.273	28.533	297.5
4	1'31.844	25.578	18.752	19.054	28.460	307.6
5	1'31.902	26.001	18.780	18.772	28.349	307.6
6	1'31.579	25.538	18.667	18.964	28.410	308.5
7	1'31.381	25.496	18.625	18.973	28.287	305.9
8	1'31.689 *	25.470	18.693*	18.862	28.664	308.5
9	1'31.282	25.485	18.687	18.901	28.209	307.6
10	1'30.940	25.399	18.618	18.740	28.183	309.4
11	1'31.098	25.324	18.602	18.900	28.272	309.4
12	1'31.477	25.424	18.757	19.125	28.171	306.8
13	1'31.522	25.593	18.833	18.862	28.234	309.4
14	1'31.572 *	25.290	18.881*	18.972	28.429	308.5
15	1'30.947	25.394	18.577	18.837	28.139	310.3
16	1'31.143	25.395	18.659	18.899	28.190	307.6
17	1'31.020	25.380	18.633	18.834	28.173	310.3
18	1'30.955	25.310	18.602	18.764	28.279	309.4
19	1'31.168	25.353	18.752	18.804	28.259	307.6
20	1'31.228	25.308	18.730	18.740	28.450	308.5
21	1'31.419 *	25.462	18.840*	18.865	28.252	309.4
22	1'31.163	25.271	18.613	18.958	28.321	310.3
23	1'31.348	25.357	18.747	18.913	28.331	310.3
24	1'31.012	25.348	18.615	18.834	28.215	311.2
25	1'31.348	25.375	18.706	18.910	28.357	309.4
26	1'31.732	25.566	18.896	18.870	28.400	309.4
27	1'31.902	25.553	19.084	18.915	28.350	309.4

**Fastest Lap:** Enea BASTIANINI Ducati Lenovo Team ITA **1'30.539** 25.081 18.686 18.746 28.026

These data/results cannot be reproduced, stored and/or transmitted in whole or in part by any manner of electronic, mechanical, photocopying, recording, broadcasting or otherwise now known or herein after developed without the previous express consent by the copyright owner, except for reproduction in daily press and regular printed publications on sale to the public within 60 days of the event related to those data/results and always provided that copyright symbol appears together as follows below.  
 © DORNA, 2024



# Race

# MotoGP

Lap	Lap Time	T1	T2	T3	T4	Speed	Lap	Lap Time	T1	T2	T3	T4	Speed
<b>7th</b>	<b>20</b>	<b>Fabio QUARTARARO</b> YAMAHA FRA				19	1'32.039 *	25.371	18.938*	19.329	28.401	313.9	
		Monster Energy Yamaha MotoGP Team				20	1'31.444	25.417	18.787	18.893	28.347	312.1	
		Runs=1	Total laps=27	Full laps=26	Valid laps=24	21	1'32.313	25.525	18.756	18.907	29.125	309.4	
Run #	1	Front Tyre	Slick-Hard	Rear Tyre	Slick-Medium								
		New Tyre		New Tyre									
1	1'37.396	29.467	19.381	19.606	28.942	264.0	22	1'31.450	25.387	18.922	18.904	28.237	315.7
2	1'34.302 *	26.132	19.969*	19.270	28.931	304.2	23	1'31.505	25.460	19.040	18.873	28.132	313.0
3	1'32.508	25.899	18.972	19.136	28.501	302.5	24	1'31.208	25.271	18.892	18.854	28.191	314.8
4	1'31.935	25.601	18.899	19.004	28.431	305.9	25	1'31.033	25.337	18.705	18.808	28.183	313.9
5	1'31.897	25.634	18.857	19.009	28.397	309.4	26	1'31.995	25.738	18.837	18.991	28.429	311.2
6	1'31.631	25.508	18.784	18.969	28.370	310.3	27	1'31.217	25.428	18.799	18.861	28.129	317.6
7	1'31.500	25.500	18.810	18.912	28.278	308.5							
8	1'31.266	25.437	18.750	18.892	28.187	309.4							
9	1'31.311	25.399	18.678	18.987	28.247	311.2							
10	1'31.197	25.496	18.571	18.945	28.185	310.3							
11	1'31.432	25.460	18.731	19.056	28.185	308.5							
12	1'31.172 *	25.426	18.622*	18.875	28.249	309.4							
13	1'31.210	25.449	18.605	18.945	28.211	309.4							
14	1'31.306	25.528	18.602	18.899	28.277	305.0							
15	1'31.388	25.414	18.571	19.261	28.142	306.8							
16	1'31.746	25.438	18.608	19.008	28.692	305.0							
17	1'31.036	25.462	18.507	18.863	28.204	306.8							
18	1'31.014	25.345	18.553	18.909	28.207	306.8							
19	1'31.545	25.419	18.692	19.207	28.227	310.3							
20	1'30.816	25.325	18.497	18.851	28.143	307.6							
21	1'30.997	25.434	18.597	18.862	28.104	308.5							
22	1'31.297	25.380	18.615	19.015	28.287	309.4							
23	1'31.198	25.418	18.665	18.882	28.233	309.4							
24	1'31.331	25.430	18.551	18.890	28.460	307.6							
25	1'31.415	25.504	18.686	18.923	28.302	306.8							
26	1'31.718	25.506	18.834	18.928	28.450	309.4							
27	1'32.028	25.625	18.822	19.030	28.551	310.3							
<b>9th</b>	<b>5</b>	<b>Johann ZARCO</b> HONDA FRA				19	1'32.039 *	25.371	18.938*	19.329	28.401	313.9	
		CASTROL Honda LCR				20	1'31.444	25.417	18.787	18.893	28.347	312.1	
		Runs=1	Total laps=27	Full laps=26	Valid laps=25	21	1'32.313	25.525	18.756	18.907	29.125	309.4	
Run #	1	Front Tyre	Slick-Hard	Rear Tyre	Slick-Medium								
		New Tyre		New Tyre									
1	1'37.730	30.427	19.119	19.355	28.829	255.9	22	1'31.450	25.387	18.922	18.904	28.237	315.7
2	1'32.623	26.118	18.942	19.041	28.522	302.5	23	1'31.505	25.460	19.040	18.873	28.132	313.0
3	1'32.336	25.974	18.783	19.089	28.490	305.0	24	1'31.208	25.271	18.892	18.854	28.191	314.8
4	1'32.063	25.678	18.833	19.115	28.437	308.5	25	1'31.033	25.337	18.705	18.808	28.183	313.9
5	1'31.818	25.988	18.628	18.875	28.327	305.9	26	1'31.995	25.738	18.837	18.991	28.429	311.2
6	1'31.633	25.624	18.662	18.997	28.350	311.2	27	1'31.217	25.428	18.799	18.861	28.129	317.6
7	1'31.402	25.546	18.648	18.871	28.337	309.4							
8	1'31.212	25.387	18.694	18.809	28.322	309.4							
9	1'31.378	25.450	18.725	18.900	28.303	311.2							
10	1'31.246	25.405	18.719	18.857	28.265	307.6							
11	1'31.832	25.394	18.738	19.164	28.536	311.2							
12	1'31.610	25.466	18.746	19.072	28.326	309.4							
13	1'31.253	25.422	18.688	18.905	28.238	309.4							
14	1'31.559	25.536	18.743	18.856	28.424	308.5							
15	1'31.405	25.459	18.783	18.946	28.217	306.8							
16	1'31.866 *	25.419	18.685*	19.163	28.599	308.5							
17	1'31.020	25.436	18.611	18.812	28.161	310.3							
18	1'31.831	25.308	18.617	19.343	28.563	308.5							
19	1'31.454	25.404	18.731	18.924	28.395	310.3							
20	1'31.532	25.467	18.722	18.871	28.472	306.8							
21	1'31.405	25.579	18.698	18.919	28.209	306.8							
22	1'31.136	25.341	18.672	18.811	28.312	309.4							
23	1'31.317	25.430	18.724	18.879	28.284	309.4							
24	1'31.575	25.482	18.771	18.901	28.421	309.4							
25	1'31.507	25.526	18.647	18.956	28.378	309.4							
26	1'32.172	25.927	18.808	19.022	28.415	307.6							
27	1'31.625	25.682	18.804	18.917	28.222	309.4							
<b>8th</b>	<b>33</b>	<b>Brad BINDER</b> KTM RSA				19	1'32.039 *	25.371	18.938*	19.329	28.401	313.9	
		Red Bull KTM Factory Racing				20	1'31.444	25.417	18.787	18.893	28.347	312.1	
		Runs=1	Total laps=27	Full laps=26	Valid laps=23	21	1'32.313	25.525	18.756	18.907	29.125	309.4	
Run #	1	Front Tyre	Slick-Hard	Rear Tyre	Slick-Medium								
		New Tyre		New Tyre									
1	1'37.975	30.685	19.168	19.243	28.879	263.4	22	1'31.450	25.387	18.922	18.904	28.237	315.7
2	1'32.829	25.981	19.019	19.130	28.699	302.5	23	1'31.505	25.460	19.040	18.873	28.132	313.0
3	1'32.086	25.789	18.671	19.138	28.488	301.6	24	1'31.208	25.271	18.892	18.854	28.191	314.8
4	1'31.664	25.607	18.652	18.978	28.427	311.2	25	1'31.033	25.337	18.705	18.808	28.183	313.9
5	1'31.630	25.503	18.747	18.936	28.444	313.0	26	1'31.995	25.738	18.837	18.991	28.429	311.2
6	1'31.396	25.365	18.816	18.893	28.322	314.8	27	1'31.217	25.428	18.799	18.861	28.129	317.6
7	1'31.471	25.405	18.878	18.871	28.317	314.8							
8	1'31.242 *	25.353	18.766*	18.872	28.251	314.8							
9	1'31.487	25.341	19.001	18.885	28.260	314.8							
10	1'31.228	25.410	18.682	18.945	28.191	314.8							
11	1'31.593	25.331	18.716	18.972	28.574	314.8							
12	1'31.494	25.376	18.816	18.980	28.322	313.9							
13	1'31.492	25.584	18.860	18.853	28.195	314.8							
14	1'31.352	25.312	18.848	19.011	28.181	313.9							
15	1'31.813	25.304	18.844	19.426	28.239	313.0							
16	1'31.786	25.484	18.870	19.143	28.289	313.0							
17	1'31.187 *	25.427	18.690*	18.913	28.157	313.0							
18	1'31.322	25.387	18.655	18.888	28.392	313.9							
<b>10th</b>	<b>25</b>	<b>Raul FERNANDEZ</b> APRILIA SPA				19	1'32.039 *	25.371	18.938*	19.329	28.401	313.9	
		Trackhouse Racing				20	1'31.444	25.417	18.787	18.893	28.347	312.1	
		Runs=1	Total laps=27	Full laps=26	Valid laps=26	21	1'32.313	25.525	18.756	18.907	29.125	309.4	
Run #	1	Front Tyre	Slick-Hard	Rear Tyre	Slick-Medium								
		New Tyre		New Tyre									
1	1'38.165	30.815	19.274	19.279	28.797	261.5	22	1'31.450	25.387	18.922	18.904	28.237	315.7
2	1'33.300	25.962	19.389	19.308	28.641	303.3	23	1'31.505	25.460	19.040	18.873	28.132	313.0
3	1'32.157	25.728	18.849	19.089	28.491	303.3	24	1'31.208	25.271	18.892	18.854	28.191	314.8
4	1'31.795	25.622	18.884	18.977	28.312	309.4	25	1'31.033	25.337	18.705	18.808	28.183	313.9
5	1'32.027	25.629	18.734	19.364	28.300	313.0	26	1'31.995	25.738	18.837	18.991	28.429	311.2
6	1'31.723	25.536	18.765	19.032	28.390	305.9	27	1'31.217	25.428	18.799	18.861	28.129	317.6
7	1'31.271	25.501	18.652	18.847	28.271	306.8							
8	1'31.357	25.440	18.758	18.896	28.263	313.0							

**Fastest Lap:** Enea BASTIANINI Ducati Lenovo Team ITA 1'30.539 25.081 18.686 18.746 28.026

These data/results cannot be reproduced, stored and/or transmitted in whole or in part by any manner of electronic, mechanical, photocopying, recording, broadcasting or otherwise now known or herein after developed without the previous express consent by the copyright owner, except for reproduction in daily press and regular printed publications on sale to the public within 60 days of the event related to those data/results and always provided that copyright symbol appears together as follows below.  
© DORNA, 2024

# Race

# MotoGP

Lap	Lap Time	T1	T2	T3	T4	Speed	Lap	Lap Time	T1	T2	T3	T4	Speed
9	1'31.481	25.566	18.744	18.937	28.234	306.8							
10	1'31.240	25.354	18.674	18.849	28.363	307.6							
11	1'31.064	25.393	18.590	18.864	28.217	307.6							
12	1'31.506	25.426	18.653	19.028	28.399	306.8							
13	1'31.399	25.519	18.762	18.919	28.199	301.6							
14	1'31.848	25.472	18.576	19.485	28.315	305.0							
15	1'31.472	25.530	18.659	19.030	28.253	305.0							
16	1'31.644	25.595	18.756	18.957	28.336	305.9							
17	1'31.384	25.543	18.679	18.908	28.254	311.2							
18	1'31.523	25.479	18.640	19.018	28.386	305.9							
19	1'31.675	25.515	18.768	19.041	28.351	306.8							
20	1'31.530	25.509	18.826	18.964	28.231	304.2							
21	1'31.629	25.588	18.785	18.926	28.330	308.5							
22	1'31.539	25.508	18.906	18.930	28.195	305.9							
23	1'32.105	25.515	19.073	18.989	28.528	311.2							
24	1'32.327	25.744	18.899	19.189	28.495	305.9							
25	1'32.153	25.566	18.778	19.223	28.586	308.5							
26	1'32.793	25.775	18.922	19.184	28.912	305.9							
27	1'33.361	25.833	19.111	19.345	29.072	307.6							

**11th 30** Takaaki NAKAGAMI HONDA JPN  
IDEMITSU Honda LCR

Runs=1 Total laps=27 Full laps=26 Valid laps=26

Run #	1	Front Tyre	Slick-Hard	Rear Tyre	Slick-Medium	Speed
		New Tyre		New Tyre		
1	1'39.758	31.302	19.708	19.361	29.387	258.9
2	1'32.670	25.995	19.022	19.104	28.549	305.0
3	1'32.297	25.904	18.817	19.069	28.507	301.6
4	1'32.179	25.815	18.861	19.036	28.467	301.6
5	1'32.294	25.888	18.900	19.017	28.489	302.5
6	1'32.532	25.844	18.582	19.447	28.659	300.8
7	1'31.736	25.622	18.622	19.086	28.406	305.9
8	1'31.636	25.710	18.588	19.028	28.310	305.9
9	1'31.893	25.648	18.764	18.966	28.515	308.5
10	1'31.773	25.710	18.621	19.017	28.425	305.0
11	1'31.648	25.623	18.581	18.921	28.523	306.8
12	1'32.371	26.025	18.741	19.032	28.573	300.8
13	1'31.708	25.690	18.651	18.996	28.371	305.9
14	1'31.675	25.716	18.635	18.958	28.366	305.9
15	1'31.729	25.737	18.504	19.107	28.381	304.2
16	1'31.637	25.696	18.523	18.974	28.444	305.9
17	1'31.914	25.795	18.647	18.955	28.517	305.9
18	1'31.615	25.588	18.678	18.854	28.495	305.9
19	1'31.876	25.675	18.652	18.914	28.635	305.9
20	1'31.457	25.664	18.598	18.918	28.277	305.0
21	1'32.064	25.812	18.709	18.901	28.642	305.9
22	1'31.474	25.641	18.618	18.874	28.341	306.8
23	1'31.898	25.596	18.711	18.981	28.610	306.8
24	1'32.470	25.775	18.831	19.017	28.847	305.0
25	1'32.314	25.987	18.780	18.998	28.549	305.0
26	1'32.965	26.080	18.859	19.164	28.862	306.8
27	1'32.502	26.027	18.873	19.035	28.567	306.8

**12th 42** Alex RINS YAMAHA SPA  
Monster Energy Yamaha MotoGP Team

Runs=1 Total laps=27 Full laps=26 Valid laps=26

Run #	1	Front Tyre	Slick-Soft	Rear Tyre	Slick-Medium	Speed
		New Tyre		New Tyre		
1	1'40.796 *	31.102	20.974*	19.789	28.931	262.1
2	1'34.018	26.252	19.639	19.393	28.734	303.3
3	1'32.950	26.090	19.141	19.164	28.555	305.0
4	1'32.533	25.721	19.118	19.160	28.534	307.6
5	1'32.410	25.814	19.059	19.047	28.490	307.6
6	1'32.554	25.596	18.997	19.123	28.838	309.4
7	1'32.394	25.754	19.016	19.177	28.447	306.8
8	1'32.224	25.663	18.990	19.260	28.311	308.5
9	1'31.853	25.598	18.971	18.997	28.287	308.5
10	1'32.104	25.591	19.052	19.081	28.380	308.5
11	1'31.586	25.551	18.772	19.112	28.151	309.4
12	1'31.610	25.451	18.801	19.074	28.284	310.3
13	1'31.960	25.763	18.877	18.981	28.339	309.4
14	1'31.730	25.601	18.890	18.955	28.284	307.6
15	1'31.713	25.587	18.849	19.010	28.267	307.6
16	1'31.460	25.603	18.728	18.942	28.187	307.6
17	1'32.105	25.610	18.889	19.006	28.600	306.8
18	1'31.606	25.596	18.824	18.962	28.224	306.8
19	1'31.676	25.511	18.912	18.992	28.261	306.8
20	1'31.846	25.548	18.861	18.971	28.466	306.8
21	1'32.274	25.735	18.998	19.092	28.449	306.8
22	1'32.364	25.590	19.062	19.157	28.555	307.6
23	1'32.469	25.604	19.220	19.191	28.454	305.9
24	1'32.487	25.603	18.885	19.384	28.615	306.8
25	1'32.423	25.647	18.949	19.246	28.581	306.8
26	1'32.321	25.502	19.055	19.220	28.544	307.6
27	1'32.556	25.741	19.003	19.185	28.627	307.6

**13th 23** Enea BASTIANINI DUCATI ITA  
Ducati Lenovo Team

Runs=1 Total laps=20 Full laps=19 Valid laps=18

Run #	1	Front Tyre	Slick-Hard	Rear Tyre	Slick-Medium	Speed
		New Tyre		New Tyre		
1	1'35.417	28.494	19.216	19.104	28.603	264.7
2	1'32.334	25.606	19.055	19.147	28.526	309.4
3	1'31.986	25.539	18.814	18.927	28.706	310.3
4	1'31.624	25.502	18.760	18.897	28.465	306.8
5	1'31.994	25.785	18.760	18.984	28.465	312.1
6	1'31.521 *	25.354	18.696*	19.077	28.394	310.3
7	1'31.131	25.261	18.722	18.844	28.304	309.4
8	1'31.052	25.300	18.660	18.894	28.198	304.2
9	1'30.966	25.327	18.644	18.891	28.104	313.0
10	1'30.905	25.299	18.654	18.824	28.128	305.9
11	1'30.851	25.245	18.604	18.787	28.215	300.0
12	1'30.855	25.267	18.583	18.798	28.207	306.8
13	1'30.842	25.355	18.527	18.773	28.187	309.4
14	1'30.663	25.178	18.542	18.786	28.157	313.9
15	1'31.043	25.237	18.557	18.933	28.316	304.2
16	1'31.766	25.788	18.793	18.905	28.280	304.2
17	1'31.484	25.516	18.814	18.998	28.156	310.3
18	1'30.658	25.204	18.641	18.745	28.068	314.8
19	1'30.586	25.076	18.648	18.759	28.103	315.7
20	1'30.539	25.081	18.686	18.746	28.026	314.8

**Fastest Lap:** Enea BASTIANINI Ducati Lenovo Team ITA 1'30.539 25.081 18.686 18.746 28.026

These data/results cannot be reproduced, stored and/or transmitted in whole or in part by any manner of electronic, mechanical, photocopying, recording, broadcasting or otherwise now known or herein after developed without the previous express consent by the copyright owner, except for reproduction in daily press and regular printed publications on sale to the public within 60 days of the event related to those data/results and always provided that copyright symbol appears together as follows below.  
© DORNA, 2024

## Race

## MotoGP

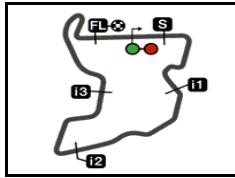
Lap	Lap Time	T1	T2	T3	T4	Speed	Lap	Lap Time	T1	T2	T3	T4	Speed		
14th	37	<b>Augusto FERNANDEZ</b> KTM SPA					9	1'31.024	25.439	18.662	18.792	28.131	298.3		
		Red Bull GASGAS Tech3					10	1'30.809	25.271	18.773	18.725	28.040	310.3		
		Runs=1 Total laps=19 Full laps=18 Valid laps=15					11	1'31.032	25.315	18.756	18.823	28.138	313.0		
		<b>Run #</b>	<b>1</b>	<b>Front Tyre</b>	<b>Slick-Hard</b>	<b>Rear Tyre</b>	<b>Slick-Medium</b>								
				<b>New Tyre</b>		<b>New Tyre</b>									
		1	1'38.743	31.197	19.672	19.240	28.634	267.9							
		2	1'33.127	25.851	19.360	19.147	28.769	301.6							
		3	1'32.528	25.875	19.155	19.012	28.486	297.5							
		4	1'32.275	25.702	19.037	19.072	28.464	301.6							
		5	1'32.301	*	25.746	19.081*	19.035	28.439	304.2						
		6	1'32.271	*	25.605	19.157*	19.085	28.424	310.3						
7	1'32.441	*	25.618	19.073*	19.327	28.423	307.6								
8	1'31.988	25.660	19.015	18.997	28.316	301.6									
9	1'31.800	25.516	18.997	19.024	28.263	308.5									
10	1'31.990	25.606	19.082	19.049	28.253	304.2									
11	1'32.048	25.527	18.935	19.213	28.373	306.8									
12	1'31.961	25.550	19.027	19.032	28.352	305.9									
13	1'31.884	25.543	18.945	19.084	28.312	307.6									
14	1'31.802	25.578	19.045	18.910	28.269	307.6									
15	1'31.823	25.518	19.045	19.029	28.231	307.6									
16	1'32.163	25.550	18.987	19.320	28.306	309.4									
17	1'31.365	25.428	18.884	18.910	28.143	308.5									
18	1'31.465	25.389	18.976	18.920	28.180	311.2									
19	1'32.358	25.736	19.036	19.274	28.312	304.2									
17th	49	<b>Fabio DI GIANNANTONI</b> DUCATI ITA					9	1'31.024	25.439	18.662	18.792	28.131	298.3		
		Pertamina Enduro VR46 Racing Team					10	1'30.809	25.271	18.773	18.725	28.040	310.3		
		Runs=1 Total laps=8 Full laps=7 Valid laps=7					11	1'31.032	25.315	18.756	18.823	28.138	313.0		
		<b>Run #</b>	<b>1</b>	<b>Front Tyre</b>	<b>Slick-Soft</b>	<b>Rear Tyre</b>	<b>Slick-Soft</b>								
				<b>New Tyre</b>		<b>New Tyre</b>									
		1	1'37.037	29.733	19.483	19.279	28.542	259.6							
		2	1'31.913	25.761	18.747	18.872	28.533	303.3							
		3	1'32.384	25.688	18.668	19.706	28.322	296.7							
		4	1'31.157	25.473	18.625	18.900	28.159	304.2							
		5	1'31.492	25.496	18.680	18.930	28.386	305.0							
		6	1'32.431	25.934	18.550	19.007	28.940	300.8							
7	1'31.105	25.459	18.520	18.849	28.277	300.0									
8	1'31.415	25.451	18.570	19.155	28.239	301.6									
		unfinished	25.339	18.438		305.0									

15th	36	<b>Joan MIR</b> HONDA SPA							
		Repsol Honda Team							
		Runs=1 Total laps=12 Full laps=11 Valid laps=10							
		<b>Run #</b>	<b>1</b>	<b>Front Tyre</b>	<b>Slick-Hard</b>	<b>Rear Tyre</b>	<b>Slick-Medium</b>		
				<b>New Tyre</b>		<b>New Tyre</b>			
		1	1'41.276	33.372	19.687	19.337	28.880	257.1	
		2	1'33.654	*	26.010	19.474*	19.407	28.763	304.2
		3	1'32.965	26.101	19.117	19.248	28.499	305.9	
		4	1'32.602	25.735	19.113	19.231	28.523	303.3	
		5	1'32.353	25.839	19.059	19.021	28.434	304.2	
		6	1'32.192	25.619	18.923	19.133	28.517	308.5	
7	1'32.388	25.643	19.106	19.133	28.506	307.6			
8	1'32.036	25.566	18.960	19.080	28.430	309.4			
9	1'31.862	25.586	18.943	18.999	28.334	311.2			
10	1'31.923	25.501	18.922	19.060	28.440	307.6			
11	1'31.721	25.505	19.013	18.869	28.334	310.3			
12	1'31.634	25.404	18.871	19.026	28.333	310.3			

16th	93	<b>Marc MARQUEZ</b> DUCATI SPA						
		Gresini Racing MotoGP						
		Runs=1 Total laps=11 Full laps=10 Valid laps=10						
		<b>Run #</b>	<b>1</b>	<b>Front Tyre</b>	<b>Slick-Hard</b>	<b>Rear Tyre</b>	<b>Slick-Medium</b>	
				<b>New Tyre</b>		<b>New Tyre</b>		
		1	1'36.652	29.549	19.355	19.225	28.523	267.9
		2	1'32.136	25.775	18.869	18.955	28.537	296.7
		3	1'31.973	25.709	18.787	19.350	28.127	293.4
		4	1'31.343	25.443	18.754	18.875	28.271	305.9
		5	1'31.766	25.624	18.809	18.914	28.419	295.8
		6	1'32.335	26.239	18.744	18.836	28.516	307.6
7	1'31.149	25.411	18.526	18.889	28.323	302.5		
8	1'31.728	25.380	18.769	19.194	28.385	303.3		

**Fastest Lap:** Enea BASTIANINI Ducati Lenovo Team ITA 1'30.539 25.081 18.686 18.746 28.026

These data/results cannot be reproduced, stored and/or transmitted in whole or in part by any manner of electronic, mechanical, photocopying, recording, broadcasting or otherwise now known or herein after developed without the previous express consent by the copyright owner, except for reproduction in daily press and regular printed publications on sale to the public within 60 days of the event related to those data/results and always provided that copyright symbol appears together as follows below.  
© DORNA, 2024



4301 m.

**PERTAMINA GRAND PRIX OF INDONESIA**

**Race**

**Analysis by Lap**

**35**

**Num Lap Time Gap**

Lap	1	2	3	4	5	6	7	8	9	10	11	12	13	14	15	16	17
89	1'35.099	1'31.892	1'31.389	1'31.059	1'31.275	1'31.168	1'30.948	1'31.069	1'30.981	1'31.225	1'30.763	1'30.897	1'31.101	1'30.729	1'30.808	1'30.961	1'31.570
23	1'35.417	1'32.334	1'31.728	1'31.728	1'31.015	1'31.015	1'31.015	1'31.046	1'30.920	1'30.867	1'30.697	1'30.819	1'30.697	1'30.928	1'30.826	1'30.981	1'31.245
31	1'35.578	1'32.307	1'32.307	1'32.307	1'31.476	1'31.476	1'31.476	1'31.300	1'31.300	1'30.867	1'30.940	1'30.819	1'30.819	1'30.928	1'30.826	1'30.981	1'31.245
72	1'35.956	1'32.041	1'32.041	1'32.041	1'31.807	1'31.807	1'31.807	1'31.004	1'31.004	1'31.052	1'30.832	1'30.791	1'30.791	1'30.928	1'30.826	1'30.981	1'31.245
21	1'36.130	1'32.079	1'32.079	1'32.079	1'31.807	1'31.807	1'31.807	1'31.004	1'31.004	1'31.052	1'30.832	1'30.791	1'30.791	1'30.928	1'30.826	1'30.981	1'31.245
1	1'36.335	1'32.221	1'32.221	1'32.221	1'31.826	1'31.826	1'31.826	1'31.300	1'31.300	1'31.357	1'30.832	1'30.819	1'30.819	1'30.928	1'30.826	1'30.981	1'31.245
93	1'36.652	1'32.136	1'32.136	1'32.136	1'31.818	1'31.818	1'31.818	1'31.046	1'31.046	1'31.266	1'30.832	1'30.819	1'30.819	1'30.928	1'30.826	1'30.981	1'31.245
49	1'37.037	1'32.136	1'32.136	1'32.136	1'31.818	1'31.818	1'31.818	1'31.046	1'31.046	1'31.266	1'30.832	1'30.819	1'30.819	1'30.928	1'30.826	1'30.981	1'31.245
20	1'37.396	1'32.221	1'32.221	1'32.221	1'31.826	1'31.826	1'31.826	1'31.300	1'31.300	1'31.357	1'30.832	1'30.819	1'30.819	1'30.928	1'30.826	1'30.981	1'31.245
12	1'37.477	1'32.221	1'32.221	1'32.221	1'31.826	1'31.826	1'31.826	1'31.300	1'31.300	1'31.357	1'30.832	1'30.819	1'30.819	1'30.928	1'30.826	1'30.981	1'31.245
5	1'37.730	1'32.221	1'32.221	1'32.221	1'31.826	1'31.826	1'31.826	1'31.300	1'31.300	1'31.357	1'30.832	1'30.819	1'30.819	1'30.928	1'30.826	1'30.981	1'31.245
33	1'37.975	1'32.136	1'32.136	1'32.136	1'31.818	1'31.818	1'31.818	1'31.046	1'31.046	1'31.266	1'30.832	1'30.819	1'30.819	1'30.928	1'30.826	1'30.981	1'31.245
25	1'38.165	1'32.136	1'32.136	1'32.136	1'31.818	1'31.818	1'31.818	1'31.046	1'31.046	1'31.266	1'30.832	1'30.819	1'30.819	1'30.928	1'30.826	1'30.981	1'31.245
37	1'38.743	1'32.136	1'32.136	1'32.136	1'31.818	1'31.818	1'31.818	1'31.046	1'31.046	1'31.266	1'30.832	1'30.819	1'30.819	1'30.928	1'30.826	1'30.981	1'31.245
30	1'39.758	1'32.136	1'32.136	1'32.136	1'31.818	1'31.818	1'31.818	1'31.046	1'31.046	1'31.266	1'30.832	1'30.819	1'30.819	1'30.928	1'30.826	1'30.981	1'31.245
42	1'40.796	1'32.136	1'32.136	1'32.136	1'31.818	1'31.818	1'31.818	1'31.046	1'31.046	1'31.266	1'30.832	1'30.819	1'30.819	1'30.928	1'30.826	1'30.981	1'31.245
36	1'41.276	1'32.136	1'32.136	1'32.136	1'31.818	1'31.818	1'31.818	1'31.046	1'31.046	1'31.266	1'30.832	1'30.819	1'30.819	1'30.928	1'30.826	1'30.981	1'31.245

Lapped rider

These data/results cannot be reproduced, stored and/or transmitted in whole or in part by any manner of electronic, mechanical, photocopying, recording, broadcasting or otherwise now known or herein after developed without the previous express consent by the copyright owner, except for reproduction in daily press and regular printed publications on sale to the public within 60 days of the event related to those data/results and always provided that copyright symbol appears together as follows below.  
© DORNA, 2024



---

---

**Num Lap Time Gap**

---

---

25	1'31.384	11.898	21	1'31.282	5.525	31	1'31.676	1.404
30	1'31.914	18.515	1	1'31.075	5.657	1	1'32.413	5.595
37	1'31.365	19.575	72	1'31.505	5.914	21	1'31.789	6.507
42	1'32.105	23.065	12	1'31.163	10.920	72	1'31.822	6.772

---

**Lap 18**

---

89	1'31.010		20	1'31.297	12.445	12	1'31.902	11.330
31	1'31.287	0.922	5	1'31.136	13.887	20	1'32.028	13.203
23	1'30.658	3.147	33	1'31.450	14.836	33	1'31.217	14.862
21	1'31.184	3.944	25	1'31.539	15.272	5	1'31.625	15.151
72	1'31.137	4.137	30	1'31.474	22.479	25	1'33.361	21.079
1	1'31.162	4.389	42	1'32.364	28.309	30	1'32.502	27.696

---

**Lap 23**

---

89	1'31.260		42	1'32.556	33.633
31	1'31.401	1.872			
1	1'31.108	5.505			
21	1'31.554	5.819			
72	1'31.357	6.011			
12	1'31.348	11.008			
20	1'31.198	12.383			
5	1'31.317	13.944			
33	1'31.505	15.081			
25	1'32.105	16.117			
30	1'31.898	23.117			
42	1'32.469	29.518			

---

**Lap 24**

---

89	1'30.774				
31	1'31.261	2.359			
1	1'30.779	5.510			
21	1'31.353	6.398			
72	1'31.331	6.568			
12	1'31.012	11.246			
20	1'31.331	12.940			
5	1'31.575	14.745			
33	1'31.208	15.515			
25	1'32.327	17.670			
30	1'32.470	24.813			
42	1'32.487	31.231			

---

**Lap 25**

---

89	1'31.160				
31	1'31.251	2.450			
1	1'31.043	5.393			
21	1'31.471	6.709			
72	1'31.800	7.208			
12	1'31.348	11.434			
20	1'31.415	13.195			
5	1'31.507	15.092			
33	1'31.033	15.388			
25	1'32.153	18.663			
30	1'32.314	25.967			
42	1'32.423	32.494			

---

**Lap 26**

---

89	1'31.431				
31	1'31.016	2.035			
1	1'31.527	5.489			
21	1'31.747	7.025			
72	1'31.480	7.257			
12	1'31.732	11.735			
20	1'31.718	13.482			
5	1'32.172	15.833			
33	1'31.995	15.952			
25	1'32.793	20.025			
30	1'32.965	27.501			
42	1'32.321	33.384			

---

**Lap 27**

---

89	1'32.307				
----	----------	--	--	--	--

---

**Lap 19**

---

89	1'31.003				
31	1'30.870	0.789			
23	1'30.586	2.730			
21	1'31.498	4.439			
72	1'31.520	4.654			
1	1'31.426	4.812			
12	1'31.168	9.619			
20	1'31.545	11.844			
33	1'32.039	12.138			
5	1'31.454	12.323			
25	1'31.675	13.083			
30	1'31.876	19.993			
37	1'32.358	21.385			
42	1'31.676	24.334			

---

**Lap 20**

---

89	1'30.733				
31	1'30.972	1.028			
23	1'30.539	2.536			
21	1'31.176	4.882			
72	1'31.113	5.034			
1	1'31.102	5.181			
12	1'31.228	10.114			
20	1'30.816	11.927			
33	1'31.444	12.849			
5	1'31.532	13.122			
25	1'31.530	13.880			
30	1'31.457	20.717			
42	1'31.846	25.447			

---

**Lap 21**

---

89	1'30.826				
31	1'31.403	1.605			
21	1'31.137	5.193			
72	1'31.151	5.359			
1	1'31.177	5.532			
12	1'31.419	10.707			
20	1'30.997	12.098			
5	1'31.405	13.701			
33	1'32.313	14.336			
25	1'31.629	14.683			
30	1'32.064	21.955			
42	1'32.274	26.895			

---

**Lap 22**


---

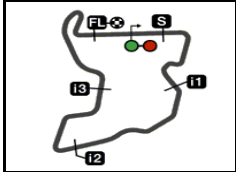
89	1'30.950				
31	1'31.076	1.731			

Lapped rider

These data/results cannot be reproduced, stored and/or transmitted in whole or in part by any manner of electronic, mechanical, photocopying, recording, broadcasting or otherwise now known or herein after developed without the previous express consent by the copyright owner, except for reproduction in daily press and regular printed publications on sale to the public within 60 days of the event related to those data/results and always provided that copyright symbol appears together as follows below.  
© DORNA, 2024

Pertamina Mandalika Circuit

Results and timing service provided by 



4301 m.

# PERTAMINA GRAND PRIX OF INDONESIA

MotoGP™

36

## 2024 Rookie of the Year Classification

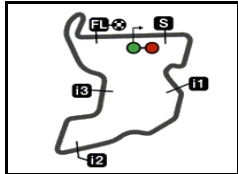
Rider	Points	Leader	Prev	QAT	POR	AME	SPA	FRA	CAT	ITA	NED	GER	GBR	AUT	ARA	RSM	EMI	INA	JPN	AUS	THA	MAL	VAL	
1 ACOSTA Pedro [SPA]	181			9 2 7	19 3 16	26 6 20	15 9 6	4 4 -	10 7 3	18 7 11	- - -	9 - 9	12 5 7	3 - 3	23 7 16	4 4 -	5 5 -	24 4 20						

These data/results cannot be reproduced, stored and/or transmitted in whole or in part by any manner of electronic, mechanical, photocopying, recording, broadcasting or otherwise now known or herein after developed without the previous express consent by the copyright owner, except for reproduction in daily press and regular printed publications on sale to the public within 60 days of the event related to those data/results and always provided that copyright symbol appears together as follows below.  
© DORNA, 2024

Official MotoGP Timing by  [www.motogp.com](http://www.motogp.com)



Lombok, Sunday, September 29, 2024



4301 m.

# PERTAMINA GRAND PRIX OF INDONESIA

MotoGP™

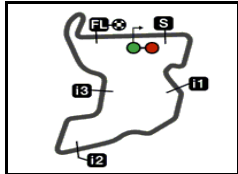
36

## 2024 Independent Team Classification

Rider	Points	Leader	Prev	QAT	POR	AME	SPA	FRA	CAT	ITA	NED	GER	GBR	AUT	ARA	RSM	EMI	INA	JPN	AUS	THA	MAL	VAL	
<b>1 MARTIN</b> Jorge [SPA]	<b>366</b>			28 12 16	32 7 25	20 7 13	12 12 -	37 12 25	26 6 20	16 - 16	29 9 20	12 12 -	29 9 20	29 9 20	29 9 20	13 12 1	29 9 20	25 - 25						
<b>2 MARQUEZ</b> Marc [SPA]	<b>288</b>	78	78	18 5 13	9 9 -	9 9 -	24 4 20	29 9 20	25 9 16	22 9 13	6 - 6	24 4 20	13 - 13	13 - 13	37 12 25	30 5 25	22 6 16	7 7						
<b>3 ACOSTA</b> Pedro [SPA]	<b>181</b>	185	107	9 2 7	19 3 16	26 6 20	15 9 6	4 4 -	10 7 3	18 7 11	- - -	9 - 9	12 5 7	3 - 3	23 7 16	4 4 -	5 5 -	24 4 20						
<b>4 BEZZECCHI</b> Marco [ITA]	<b>125</b>	241	56	2 - 2	10 - 10	8 - 8	16 - 16	- - -	6 1 5	3 - 3	- - -	8 - 8	8 - 8	12 2 10	9 - 9	11 - 11	15 2 13	17 6 11						
<b>5 DI GIANNANTONIO</b> Fabio [ITA]	<b>122</b>	244	3	9 - 9	6 - 6	10 - 10	9 - 9	13 3 10	15 4 11	12 3 9	18 5 13	- - -	12 1 11	- - -	8 - 8	7 - 7	2 - 2	1 1						
<b>6 MARQUEZ</b> Alex [SPA]	<b>121</b>	245	1	13 3 10	- - -	1 - 1	13 - 13	6 - 6	9 - 9	9 2 7	11 2 9	17 1 16	13 4 9	6 - 6	6 6 -	10 - 10	7 - 7	- -						
<b>7 MORBIDELLI</b> Franco [ITA]	<b>120</b>	246	1	- - -	- - -	- - -	6 6 -	9 - 9	- - -	16 6 10	8 1 7	16 5 11	6 - 6	12 4 8	10 - 10	7 7 -	12 1 11	18 5 13						
<b>8 OLIVEIRA</b> Miguel [POR]	<b>71</b>	295	49	1 - 1	7 - 7	5 - 5	10 2 8	- - -	6 - 6	2 - 2	1 - 1	19 9 10	- - -	4 - 4	5 5 -	5 - 5	6 - 6	- -						
<b>9 FERNANDEZ</b> Raul [SPA]	<b>55</b>	311	16	- - -	- - -	7 1 6	5 - 5	6 1 5	10 - 10	4 - 4	8 - 8	6 - 6	- - -	- - -	- - -	- - -	3 - 3	6 - 6						
<b>10 ZARCO</b> Johann [FRA]	<b>31</b>	335	24	4 - 4	1 - 1	- - -	- - -	4 - 4	- - -	- - -	3 - 3	- - -	2 - 2	- - -	3 - 3	4 - 4	1 - 1	9 2 7						
<b>11 NAKAGAMI</b> Takaaki [JPN]	<b>26</b>	340	5	- - -	2 - 2	- - -	2 - 2	2 - 2	2 - 2	- - -	- - -	2 - 2	1 - 1	2 - 2	5 - 5	3 - 3	- - -	5 - 5						
<b>12 FERNANDEZ</b> Augusto [SPA]	<b>20</b>	346	6	- - -	5 - 5	2 - 2	3 3 -	3 - 3	- - -	- - -	2 - 2	- - -	- - -	1 - 1	4 - 4	- - -	- - -	- -						

These data/results cannot be reproduced, stored and/or transmitted in whole or in part by any manner of electronic, mechanical, photocopying, recording, broadcasting or otherwise now known or herein after developed without the previous express consent by the copyright owner, except for reproduction in daily press and regular printed publications on sale to the public within 60 days of the event related to those data/results and always provided that copyright symbol appears together as follows below.  
© DORNA, 2024





4301 m.

# PERTAMINA GRAND PRIX OF INDONESIA

MotoGP™

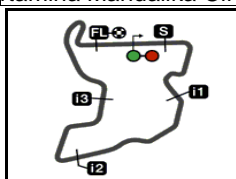
36

## 2024 Independent Team Classification

Team	Points	Leader	Previous	QAT	POR	AME	SPA	FRA	CAT	ITA	NED	GER	GBR	AUT	ARA	RSM	EMI	INA	JPN	AUS	THA	MAL	VAL
1 PRIMA PRAMAC RACING	486			28	32	20	18	46	26	32	37	28	35	41	39	20	41	43					
2 GRESINI RACING MOTOGP	409	77	77	31	9	10	37	35	34	31	17	41	26	19	43	40	29	7					
3 PERTAMINA ENDURO VR46 RACING TE	247	239	162	11	16	18	25	13	21	15	18	8	20	12	17	18	17	18					
4 RED BULL GASGAS TECH3	201	285	46	9	24	28	18	7	10	18	2	9	12	4	27	4	5	24					
5 TRACKHOUSE RACING	126	360	75	1	7	12	15	6	16	6	9	25	-	4	5	5	9	6					
6 LCR HONDA	57	429	69	4	3	-	2	6	2	-	3	2	3	2	8	7	1	14					

These data/results cannot be reproduced, stored and/or transmitted in whole or in part by any manner of electronic, mechanical, photocopying, recording, broadcasting or otherwise now known or herein after developed without the previous express consent by the copyright owner, except for reproduction in daily press and regular printed publications on sale to the public within 60 days of the event related to those data/results and always provided that copyright symbol appears together as follows below.  
© DORNA, 2024





4301 m.

## 2024 Riders Performance

(Qualifying Position / Sprint Starting Position - Sprint Position / Race Starting Position - Race Position)

**37**

Rider	Points	QAT	POR	AME	SPA	FRA	CAT	ITA	NED	GER	GBR	AUT	ARA	RSM	EMI	INA	JPN	AUS	THA	MAL	VAL
1 <b>MARTIN</b> Jorge	366	1	3	6	3	1	7	1	2	1	4	1	4	4	2	1					
		1-1	3-3	6-3	3-1	1-1	7-4	1-NC	2-2	1-1	4-2	1-2	4-2	4-1	2-2	1-10					
		1-3	3-1	6-4	3-NC	1-1	7-2	1-3	5-2	1-NC	4-2	1-2	4-2	4-15	2-2	1-1					
2 <b>BAGNAIA</b> Francesco	345	5	4	4	7	2	2	2	1	4	2	2	3	1	1	4					
		5-4	4-4	4-8	7-NC	2-NC	2-NC	2-1	1-1	4-3	2-NC	2-1	3-9	1-2	1-1	4-1					
		5-1	4-NC	4-5	7-1	2-3	2-1	5-1	1-1	4-1	2-3	2-1	3-NC	1-2	1-NC	4-3					
3 <b>BASTIANINI</b> Enea	291	3	1	5	9	10	11	5	11	9	3	7	14	8	3	5					
		3-6	1-6	5-6	9-NC	10-4	11-5	5-NC	11-4	9-4	3-1	7-4	14-7	8-4	3-3	5-2					
		3-5	1-2	5-3	9-5	10-4	11-18	4-2	10-3	9-4	3-1	7-3	14-5	8-3	3-1	5-NC					
4 <b>MARQUEZ</b> Marc	288	6	8	3	1	13	14	4	7	13	7	3	1	9	7	12					
		6-5	8-2	3-2	1-6	13-2	14-2	4-2	7-NC	13-6	7-NC	3-NC	1-1	9-5	7-4	12-3					
		6-4	8-16	3-NC	1-2	13-2	14-3	3-4	6-10	13-2	7-4	3-4	1-1	9-1	7-3	12-NC					
5 <b>ACOSTA</b> Pedro	181	8	7	2	10	7	5	7	10	10	9	14	2	5	5	3					
		8-8	7-7	2-4	10-2	7-6	5-3	7-3	10-10	10-22	9-5	14-10	2-3	5-6	5-5	3-6					
		8-9	7-3	2-2	10-10	7-NC	5-13	7-5	9-NC	10-7	9-9	14-13	2-3	5-17	5-NC	3-2					
6 <b>BINDER</b> Brad	173	4	10	17	4	22	4	13	9	11	6	12	7	6	4	19					
		4-2	10-NC	17-12	4-NC	22-15	4-NC	13-6	9-6	11-8	6-4	12-7	7-6	6-7	4-6	19-13					
		4-2	10-4	17-9	4-6	22-8	4-8	13-10	8-6	11-9	6-NL	12-5	7-4	6-4	4-19	19-8					
7 <b>VIÑALES</b> Maverick	162	10	2	1	11	3	12	3	3	7	8	6	12	11	8	10					
		10-9	2-1	1-1	11-NC	3-3	12-8	3-5	3-3	7-7	8-8	6-11	12-19	11-11	8-10	10-7					
		10-10	2-NC	1-1	11-9	3-5	12-12	2-8	2-5	7-12	8-13	6-7	12-NC	11-16	8-6	10-6					
8 <b>ESPARGARO</b> Aleix	127	2	13	7	12	6	1	9	5	-	1	4	11	13	11	13					
		2-3	13-8	7-5	12-NL	6-5	1-1	9-9	5-NC	-	1-3	4-3	11-NL	13-12	11-12	13-16					
		2-8	13-8	7-7	12-NC	6-9	1-4	9-11	-	-	1-6	4-9	11-10	13-NC	11-8	13-NL					
9 <b>BEZZECCHI</b> Marco	125	15	6	10	2	5	16	16	15	12	12	9	13	3	6	2					
		15-11	6-11	10-13	2-NC	5-NC	16-9	16-11	15-11	12-10	12-NL	9-8	13-10	3-NC	6-8	2-4					
		15-14	6-6	10-8	2-3	5-NC	16-11	16-13	14-NC	12-8	12-8	9-6	13-7	3-5	6-4	2-5					

NC=Not classified NL=Not finished first lap NP=Not started race re-start N2=Not finished first lap race re-start EX=Excluded NS=Not Started DS=Disqualified

These data/results cannot be reproduced, stored and/or transmitted in whole or in part by any manner of electronic, mechanical, photocopying, recording, broadcasting or otherwise now known or herein after developed without the previous express consent by the copyright owner, except for reproduction in daily press and regular printed publications on sale to the public within 60 days of the event related to those data/results and always provided that copyright symbol appears together as follows below.  
© DORNA, 2024

	Rider	Points	QAT	POR	AME	SPA	FRA	CAT	ITA	NED	GER	GBR	AUT	ARA	RSM	EMI	INA	JPN	AUS	THA	MAL	VAL		
10	DI GIANNANTONIO Fabio	122	7	14	8	5	4	6	14	6	8	10	-	16	14	13	8							
			7-NC	14-NC	8-NL	5-13	4-7	6-6	14-7	6-5	8-12	10-9	-	16-15	14-NC	13-18	8-9							
			7-7	14-10	8-6	5-7	4-6	6-5	14-7	4-4	8-NC	10-5	-	16-8	14-9	13-14	8-NC							
11	MARQUEZ Alex	121	9	12	12	6	17	13	8	4	5	5	11	5	7	21	14							
			9-7	12-13	12-14	6-NC	17-14	13-14	8-8	4-8	5-9	5-6	11-20	5-4	7-10	21-13	14-14							
			9-6	12-NC	12-15	6-4	17-10	13-7	8-9	3-7	5-3	5-7	11-10	5-NC	7-6	21-9	14-NL							
12	MORBIDELLI Franco	120	22	17	9	8	9	10	6	8	6	13	8	6	2	10	9							
			22-20	17-16	9-10	8-4	9-12	10-11	6-4	8-9	6-5	13-NL	8-6	6-NC	2-3	10-9	9-5							
			22-18	17-18	9-NC	8-NC	9-7	10-NC	6-6	7-9	6-5	13-10	8-8	6-6	2-NC	10-5	9-4							
13	QUARTARARO Fabio	82	16	9	16	23	8	17	15	13	14	18	15	17	10	9	6							
			16-12	9-9	16-15	23-5	8-10	17-10	15-NC	13-7	14-13	18-11	15-12	17-8	10-9	9-7	6-12							
			16-11	9-7	16-12	23-15	8-NC	17-9	15-18	12-12	14-11	18-11	15-18	17-NC	10-7	9-7	6-7							
14	OLIVEIRA Miguel	71	14	15	14	14	12	15	11	17	2	15	13	8	18	12	-							
			14-13	15-12	14-11	14-8	12-11	15-NC	11-NC	17-12	2-2	15-10	13-13	8-5	18-15	12-11	-							
			14-15	15-9	14-11	14-8	12-NC	15-10	11-14	16-15	2-6	15-NL	13-12	8-NL	18-11	12-10	-							
15	MILLER Jack	58	11	5	11	15	11	9	19	14	16	11	5	15	12	19	16							
			11-10	5-5	11-7	15-14	11-8	9-7	19-12	14-13	16-11	11-7	5-5	15-13	12-8	19-14	16-11							
			11-21	5-5	11-13	15-NC	11-NC	9-NC	19-16	13-11	16-13	11-12	5-19	15-15	12-8	19-16	16-NL							
16	FERNANDEZ Raul	55	12	16	13	17	14	3	12	12	3	14	20	9	19	14	11							
			12-14	16-10	13-9	17-12	14-9	3-NC	12-10	12-17	3-14	14-12	20-14	9-11	19-17	14-17	11-19							
			23-NC	16-NC	13-10	17-11	14-11	3-6	12-12	11-8	3-10	14-NL	20-NC	9-16	19-18	14-13	11-10							
17	ZARCO Johann	31	13	19	19	13	15	18	18	19	19	16	17	10	16	17	7							
			13-16	19-NC	19-NC	13-11	15-13	18-NC	18-15	19-16	19-17	16-14	17-15	10-NC	16-13	17-16	7-8							
			13-12	19-15	19-NC	13-NC	15-12	18-16	18-19	17-13	19-17	16-14	17-21	10-13	16-12	17-15	7-9							
18	NAKAGAMI Takaaki	26	19	21	21	24	19	20	23	23	17	21	22	18	22	20	18							
			19-19	21-17	21-NL	24-10	19-16	20-13	23-16	23-18	17-18	21-17	22-16	18-14	22-20	20-19	18-17							
			19-19	21-14	21-NC	24-14	19-14	20-14	23-NC	21-16	17-14	21-15	22-14	18-11	22-13	20-17	18-11							
19	MIR Joan	20	17	20	20	20	18	21	17	20	20	20	19	22	-	16	20							
			17-15	20-14	20-NC	20-9	18-NC	21-15	17-NC	20-14	20-21	20-16	19-19	22-18	-	16-21	20-NC							
			17-13	20-12	20-NC	20-12	18-NC	21-15	17-NC	18-NC	20-18	20-NC	19-17	22-14	-	16-11	20-NC							
20	FERNANDEZ Augusto	20	18	18	18	18	20	19	20	22	15	17	16	19	17	18	21							
			18-18	18-15	18-NL	18-7	20-17	19-17	20-17	22-15	15-16	17-13	16-NC	19-12	17-16	18-20	21-NC							
			18-17	18-11	18-14	18-NC	20-13	19-NC	20-NC	20-14	15-16	17-16	16-15	19-12	17-NC	18-18	21-NC							

NC=Not classified NL=Not finished first lap NP=Not started race re-start N2=Not finished first lap race re-start EX=Excluded NS=Not Started DS=Disqualified

These data/results cannot be reproduced, stored and/or transmitted in whole or in part by any manner of electronic, mechanical, photocopying, recording, broadcasting or otherwise now known or herein after developed without the previous express consent by the copyright owner, except for reproduction in daily press and regular printed publications on sale to the public within 60 days of the event related to those data/results and always provided that copyright symbol appears together as follows below.  
© DORNA, 2024

Official MotoGP Timing by TISSOT  
www.motogp.com



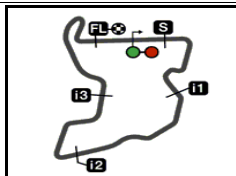
Rider	Points	QAT	POR	AME	SPA	FRA	CAT	ITA	NED	GER	GBR	AUT	ARA	RSM	EMI	INA	JPN	AUS	THA	MAL	VAL	
21 RINS Alex	19	20	11	15	25	16	8	10	16	-	-	21	21	20	22	15						
		20-17	11-NC	15-16	25-15	16-NC	8-12	10-13	16-19	-	-	21-NC	21-17	20-19	-	15-15						
		20-16	11-13	15-NC	25-13	16-15	8-20	10-15	15-NL	-	-	21-16	21-9	20-19	-	15-12						
22 ESPARGARO Pol	12	-	-	-	-	-	-	21	-	-	-	10	-	15	-	-						
		-	-	-	-	-	-	21-14	-	-	-	10-9	-	15-14	-	-						
		-	-	-	-	-	-	21-17	-	-	-	10-11	-	15-10	-	-						
23 PEDROSA Daniel	7	-	-	-	16	-	-	-	-	-	-	-	-	-	-	-						
		-	-	-	16-3	-	-	-	-	-	-	-	-	-	-	-	-					
		-	-	-	16-NC	-	-	-	-	-	-	-	-	-	-	-	-					
24 MARINI Luca	5	21	22	22	22	21	22	24	21	18	19	18	20	21	15	17						
		21-21	22-18	22-17	22-NC	21-18	22-16	24-19	21-NC	18-15	19-15	18-17	20-16	21-18	15-15	17-18						
		21-20	22-17	22-16	22-17	21-16	22-17	24-20	19-17	18-15	19-17	18-NC	23-17	-	15-12	17-NL						
25 BRADL Stefan	2	-	-	-	19	-	23	-	-	21	-	23	-	23	-	-						
		-	-	-	19-NC	-	23-18	-	-	21-19	-	23-NC	-	23-NC	-	-						
		-	-	-	19-16	-	23-19	-	-	22-20	-	23-22	-	23-14	-	-						
26 GARDNER Remy	0	-	-	-	-	-	-	-	-	22	22	-	-	-	-	-						
		-	-	-	-	-	-	-	-	22-20	22-18	-	-	-	-	-						
		-	-	-	-	-	-	-	-	21-19	22-18	-	-	-	-	-						
27 SAVADORI Lorenzo	0	-	-	-	21	-	-	22	18	-	-	24	-	-	-	-						
		-	-	-	21-16	-	-	22-18	18-NC	-	-	24-18	-	-	-	-						
		-	-	-	21-NC	-	-	22-21	-	-	-	24-20	-	-	-	-						

NC=Not classified NL=Not finished first lap NP=Not started race re-start N2=Not finished first lap race re-start EX=Excluded NS=Not Started DS=Disqualified

These data/results cannot be reproduced, stored and/or transmitted in whole or in part by any manner of electronic, mechanical, photocopying, recording, broadcasting or otherwise now known or herein after developed without the previous express consent by the copyright owner, except for reproduction in daily press and regular printed publications on sale to the public within 60 days of the event related to those data/results and always provided that copyright symbol appears together as follows below.  
© DORNA, 2024

Official MotoGP Timing by TISSOT  
www.motogp.com





**PERTAMINA GRAND PRIX OF INDONESIA**  
**Official Starting Grid**

4301 m.

Race : 27 laps = 116.127 km



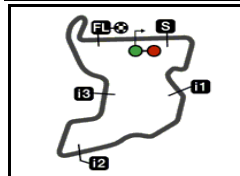
1	<b>1</b> 1'29.088 <b>89 Jorge MARTIN</b> Ducati	<b>2</b> 1'29.623 <b>72 Marco BEZZECCHI</b> Ducati	<b>3</b> 1'29.671 <b>31 Pedro ACOSTA</b> KTM
2	<b>4</b> 1'29.745 <b>1 Francesco BAGNAIA</b> Ducati	<b>5</b> 1'29.792 <b>23 Enea BASTIANINI</b> Ducati	<b>6</b> 1'29.848 <b>20 Fabio QUARTARARO</b> Yamaha
3	<b>7</b> 1'29.942 <b>5 Johann ZARCO</b> Honda	<b>8</b> 1'29.963 <b>49 Fabio DI GIANNANTONIO</b> Ducati	<b>9</b> 1'30.107 <b>21 Franco MORBIDELLI</b> Ducati
4	<b>10</b> 1'30.418 <b>12 Maverick VIÑALES</b> Aprilia	<b>11</b> 1'30.524 <b>25 Raul FERNANDEZ</b> Aprilia	<b>12</b> 1'29.885 <b>93 Marc MARQUEZ</b> Ducati
5	<b>13</b> 1'30.110 <b>41 Aleix ESPARGARO</b> Aprilia	<b>14</b> 1'30.243 <b>73 Alex MARQUEZ</b> Ducati	<b>15</b> 1'30.293 <b>42 Alex RINS</b> Yamaha
6	<b>16</b> 1'30.385 <b>43 Jack MILLER</b> KTM	<b>17</b> 1'30.395 <b>10 Luca MARINI</b> Honda	<b>18</b> 1'30.430 <b>30 Takaaki NAKAGAMI</b> Honda
7	<b>19</b> 1'30.582 <b>33 Brad BINDER</b> KTM	<b>20</b> 1'30.698 <b>36 Joan MIR</b> Honda	<b>21</b> 1'31.086 <b>37 Augusto FERNANDEZ</b> KTM

The results are provisional until the end of the limit for protest and appeals and until the ratification of the Event Management Committee.

Time limit for protest expires 60' at the latest after publication of the results - ..... Time: .....

These data/results cannot be reproduced, stored and/or transmitted in whole or in part by any manner of electronic, mechanical, photocopying, recording, broadcasting or otherwise now known or herein after developed without the previous express consent by the copyright owner, except for reproduction in daily press and regular printed publications on sale to the public within 60 days of the event related to those data/results and always provided that copyright symbol appears together as follows below.

© DORNA, 2024



4301 m.

# PERTAMINA GRAND PRIX OF INDONESIA

## Race

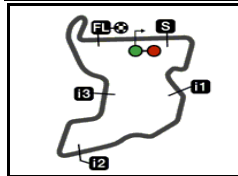
### Top Speed & Average



Rider	Nation	Motorcycle	Top 5 speeds					Average	Top
1 <b>Francesco BAGNAIA</b>	ITA	DUCATI	317.6	317.6	316.7	315.7	315.7	316.4	317.6
33 <b>Brad BINDER</b>	RSA	KTM	317.6	315.7	314.8	314.8	314.8	315.2	317.6
23 <b>Enea BASTIANINI</b>	ITA	DUCATI	315.7	314.8	314.8	313.9	313.0	314.4	315.7
31 <b>Pedro ACOSTA</b>	SPA	KTM	315.7	314.8	314.8	314.8	313.9	314.2	315.7
89 <b>Jorge MARTIN</b>	SPA	DUCATI	314.8	314.8	313.9	313.9	313.9	314.1	314.8
21 <b>Franco MORBIDELLI</b>	ITA	DUCATI	313.0	313.0	312.1	312.1	312.1	312.4	313.0
25 <b>Raul FERNANDEZ</b>	SPA	APRILIA	313.0	313.0	311.2	311.2	309.4	311.6	313.0
72 <b>Marco BEZZECCHI</b>	ITA	DUCATI	313.0	312.1	312.1	311.2	311.2	311.9	313.0
93 <b>Marc MARQUEZ</b>	SPA	DUCATI	313.0	311.2	310.3	307.6	305.9	309.6	313.0
5 <b>Johann ZARCO</b>	FRA	HONDA	311.2	311.2	311.2	310.3	310.3	310.8	311.2
12 <b>Maverick VIÑALES</b>	SPA	APRILIA	311.2	310.3	310.3	310.3	310.3	310.5	311.2
20 <b>Fabio QUARTARARO</b>	FRA	YAMAHA	311.2	310.3	310.3	310.3	310.3	310.5	311.2
36 <b>Joan MIR</b>	SPA	HONDA	311.2	310.3	310.3	309.4	308.5	309.9	311.2
37 <b>Augusto FERNANDEZ</b>	SPA	KTM	311.2	310.3	309.4	308.5	308.5	309.6	311.2
42 <b>Alex RINS</b>	SPA	YAMAHA	310.3	309.4	309.4	309.4	308.5	309.1	310.3
30 <b>Takaaki NAKAGAMI</b>	JPN	HONDA	308.5	306.8	306.8	306.8	306.8	307.1	308.5
49 <b>Fabio DI GIANNANTONIO</b>	ITA	DUCATI	305.0	305.0	304.2	303.3	301.6	303.8	305.0
43 <b>Jack MILLER</b>	AUS	KTM							267.9
41 <b>Aleix ESPARGARO</b>	SPA	APRILIA							266.6
73 <b>Alex MARQUEZ</b>	SPA	DUCATI							266.0
10 <b>Luca MARINI</b>	ITA	HONDA							260.8


These data/results cannot be reproduced, stored and/or transmitted in whole or in part by any manner of electronic, mechanical, photocopying, recording, broadcasting or otherwise now known or herein after developed without the previous express consent by the copyright owner, except for reproduction in daily press and regular printed publications on sale to the public within 60 days of the event related to those data/results and always provided that copyright symbol appears together as follows below.

© DORNA, 2024



4301 m.

**PERTAMINA GRAND PRIX OF INDONESIA**  
**Race**  
**Fastest Laps Sequence**

<i>Lap</i>	<i>Race Time</i>	 <i>Rider</i>	<i>Nation</i>	<i>Motorcycle</i>	<i>Time</i>	<i>Km/h</i>	<i>Riders's Lap</i>
2	<b>3'06.991</b>	89 <b>Jorge MARTIN</b>	SPA	DUCATI	<b>1'31.892</b>	168.4	2
3	<b>4'38.380</b>	89 <b>Jorge MARTIN</b>	SPA	DUCATI	<b>1'31.389</b>	169.4	3
4	<b>6'09.439</b>	89 <b>Jorge MARTIN</b>	SPA	DUCATI	<b>1'31.059</b>	170.0	4
5	<b>7'41.962</b>	31 <b>Pedro ACOSTA</b>	SPA	KTM	<b>1'31.015</b>	170.1	5
7	<b>10'42.830</b>	89 <b>Jorge MARTIN</b>	SPA	DUCATI	<b>1'30.948</b>	170.2	7
8	<b>12'18.088</b>	1 <b>Francesco BAGNAIA</b>	ITA	DUCATI	<b>1'30.908</b>	170.3	8
9	<b>13'47.394</b>	21 <b>Franco MORBIDELLI</b>	ITA	DUCATI	<b>1'30.884</b>	170.3	9
9	<b>13'48.838</b>	1 <b>Francesco BAGNAIA</b>	ITA	DUCATI	<b>1'30.750</b>	170.6	9
11	<b>16'47.708</b>	31 <b>Pedro ACOSTA</b>	SPA	KTM	<b>1'30.697</b>	170.7	11
11	<b>16'50.355</b>	1 <b>Francesco BAGNAIA</b>	ITA	DUCATI	<b>1'30.542</b>	171.0	11
20	<b>30'28.217</b>	23 <b>Enea BASTIANINI</b>	ITA	DUCATI	<b>1'30.539</b>	171.0	20

These data/results cannot be reproduced, stored and/or transmitted in whole or in part by any manner of electronic, mechanical, photocopying, recording, broadcasting or otherwise now known or herein after developed without the previous express consent by the copyright owner, except for reproduction in daily press and regular printed publications on sale to the public within 60 days of the event related to those data/results and always provided that copyright symbol appears together as follows below.

© DORNA, 2024

Official MotoGP Timing by TISSOT  
 www.motogp.com



Lombok, Sunday, September 29, 2024